

Perkins Farm Marketplace

Worcester, MA

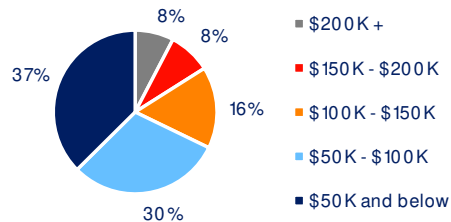
Demographic Summary Report

2020 Census, 2024 Estimates & 2029 Projections
Source: Synergos Technologies, Inc

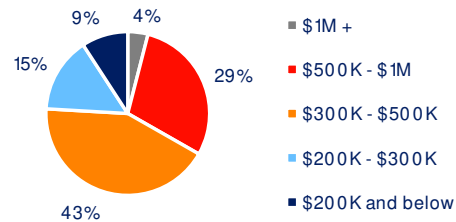
Current Year Demographics	1-Mile Radius	3-Mile Radius	5-Mile Radius	10-Min Drive
Current Population	14,050	122,613	248,518	226,358
Total Daytime Population	6,599	142,580	289,724	283,488
Workplace Population	1,680	70,743	120,885	118,383
Average Household Income	\$103,182	\$88,807	\$100,636	\$96,482
Median Household Income	\$84,989	\$67,932	\$75,694	\$72,707
Total Households	5,938	48,173	95,929	87,693
Median Home Value	\$404,525	\$419,496	\$446,711	\$435,256
College (4+)	34.8%	33.6%	37.4%	36.1%
Total Consumer Spending/Capita (Weekly)	\$491	\$470	\$480	\$473
% of Households with Children	25.6%	26.0%	26.2%	25.7%

2029 Demographic Projections	1-Mile Radius	3-Mile Radius	5-Mile Radius	10-Min Drive
Projected Population	14,122	121,899	247,892	225,473
Projected Annual Growth Rate	0.1%	-0.1%	-0.1%	-0.1%
Projected Total Growth Rate (5-Yr)	0.5%	-0.6%	-0.3%	-0.4%

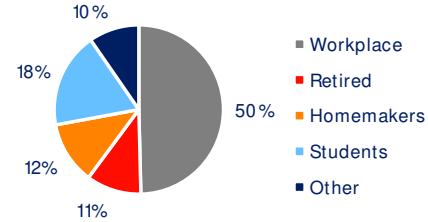
3-Mile Radius Section Detail



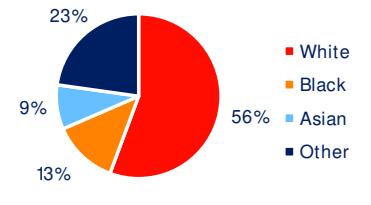
Household Income



Home Value



Daytime Population



Race

BRIXMOR®