

Pilgrim Gardens

Drexel Hill, PA

Demographic Summary Report

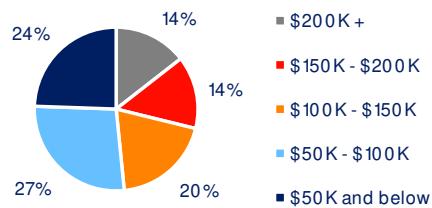
2020 Census, 2024 Estimates & 2029 Projections
Source: Synergos Technologies, Inc

Current Year Demographics	1-Mile Radius	3-Mile Radius	5-Mile Radius	10-Min Drive
Current Population	19,019	157,724	481,045	358,986
Total Daytime Population	11,654	120,900	421,077	320,854
Workplace Population	3,759	34,719	133,868	100,184
Average Household Income	\$127,117	\$123,262	\$116,127	\$123,447
Median Household Income	\$100,800	\$96,468	\$79,768	\$87,267
Total Households	7,398	59,373	184,142	136,179
Median Home Value	\$393,696	\$370,174	\$298,309	\$341,958
College (4+)	50.8%	44.5%	40.2%	43.5%
Total Consumer Spending/Capita (Weekly)	\$512	\$505	\$491	\$510
% of Households with Children	24.9%	29.9%	28.9%	29.1%

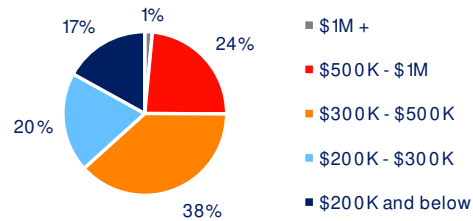
2029 Demographic Projections

Projected Population	19,232	159,513	487,393	364,671
Projected Annual Growth Rate	0.2%	0.2%	0.3%	0.3%
Projected Total Growth Rate (5-Yr)	1.1%	1.1%	1.3%	1.6%

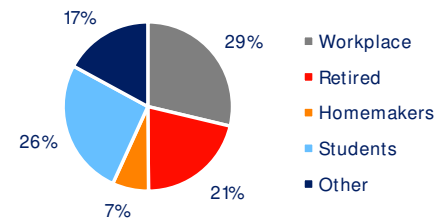
3-Mile Radius Section Detail



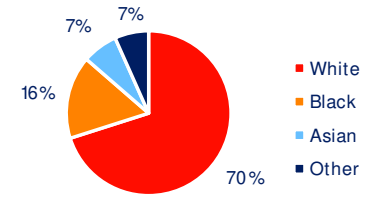
Household Income



Home Value



Daytime Population



Hispanic Origin: 4.4%
Race

BRIXMOR®