

Sagamore Park Centre

West Lafayette, IN

Demographic Summary Report

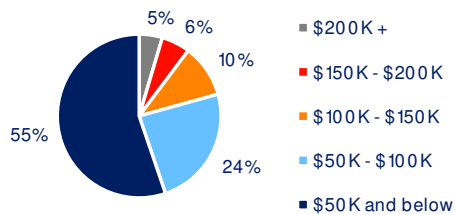
2020 Census, 2024 Estimates & 2029 Projections
Source: Synergos Technologies, Inc

Current Year Demographics	1-Mile Radius	3-Mile Radius	5-Mile Radius	10-Min Drive
Current Population	10,915	75,857	116,792	108,596
Total Daytime Population	12,956	130,755	178,666	167,520
Workplace Population	5,138	33,433	55,319	51,723
Average Household Income	\$98,679	\$69,560	\$73,289	\$72,292
Median Household Income	\$77,693	\$43,080	\$49,299	\$47,825
Total Households	4,909	27,432	44,707	41,413
Median Home Value	\$362,774	\$294,368	\$255,173	\$258,882
College (4+)	70.6%	54.5%	44.8%	46.0%
Total Consumer Spending/Capita (Weekly)	\$411	\$376	\$385	\$376
% of Households with Children	26.3%	18.7%	21.4%	20.4%

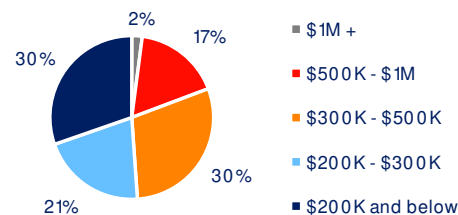
2029 Demographic Projections

Projected Population	11,339	77,749	120,008	111,494
Projected Annual Growth Rate	0.8%	0.5%	0.5%	0.5%
Projected Total Growth Rate (5-Yr)	3.9%	2.5%	2.8%	2.7%

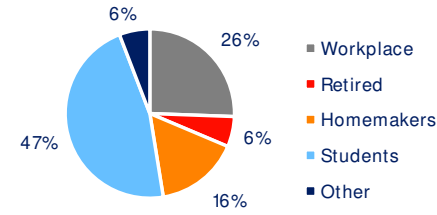
3-Mile Radius Section Detail



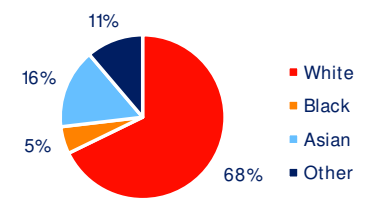
Household Income



Home Value



Daytime Population



Hispanic Origin: 7.5%
Race

BRIXMOR