

Pine Tree Shopping Center

Portland, ME

Demographic Summary Report

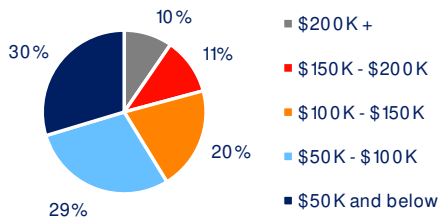
2020 Census, 2024 Estimates & 2029 Projections
Source: Synergos Technologies, Inc

Current Year Demographics	1-Mile Radius	3-Mile Radius	5-Mile Radius	10-Min Drive
Current Population	5,183	60,802	120,258	116,445
Total Daytime Population	10,600	104,937	187,016	183,637
Workplace Population	6,820	55,181	100,485	100,736
Average Household Income	\$96,366	\$105,925	\$109,955	\$111,171
Median Household Income	\$76,729	\$83,158	\$83,886	\$83,535
Total Households	2,185	26,875	55,123	53,297
Median Home Value	\$474,372	\$473,781	\$499,279	\$502,975
College (4+)	47.0%	50.0%	51.8%	51.7%
Total Consumer Spending/Capita (Weekly)	\$474	\$473	\$475	\$474
% of Households with Children	24.5%	21.8%	18.8%	18.8%

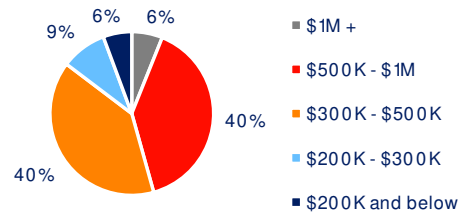
2029 Demographic Projections

Projected Population	4,988	59,275	118,916	115,709
Projected Annual Growth Rate	-0.8%	-0.5%	-0.2%	-0.1%
Projected Total Growth Rate (5-Yr)	-3.8%	-2.5%	-1.1%	-0.6%

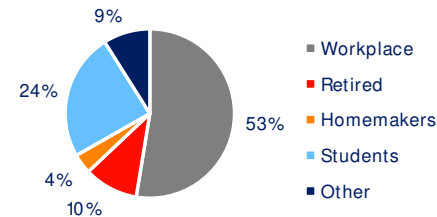
3-Mile Radius Section Detail



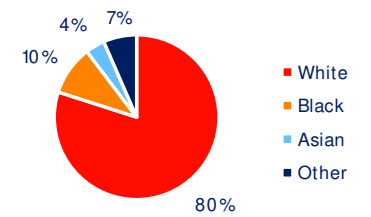
Household Income



Home Value



Daytime Population



Hispanic Origin: 2.9%
Race