

Salem Road Station

Covington, GA

Demographic Summary Report

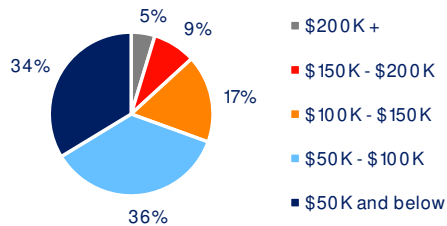
2020 Census, 2024 Estimates & 2029 Projections
Source: Synergos Technologies, Inc

Current Year Demographics	1-Mile Radius	3-Mile Radius	5-Mile Radius	10-Min Drive
Current Population	6,074	48,646	94,458	69,293
Total Daytime Population	4,207	32,608	65,212	53,678
Workplace Population	553	4,426	12,457	12,331
Average Household Income	\$85,223	\$84,940	\$89,518	\$86,315
Median Household Income	\$70,985	\$71,045	\$74,311	\$70,904
Total Households	1,982	16,735	32,947	23,940
Median Home Value	\$247,198	\$273,674	\$277,988	\$274,629
College (4+)	22.7%	25.4%	25.9%	26.2%
Total Consumer Spending/Capita (Weekly)	\$423	\$431	\$435	\$423
% of Households with Children	32.7%	30.7%	29.4%	31.0%

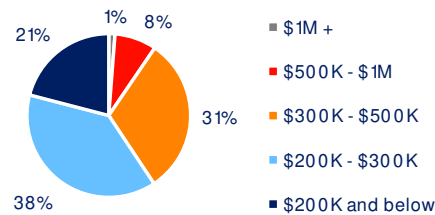
2029 Demographic Projections

Projected Population	6,765	52,759	102,379	75,272
Projected Annual Growth Rate	2.2%	1.6%	1.6%	1.7%
Projected Total Growth Rate (5-Yr)	11.4%	8.5%	8.4%	8.6%

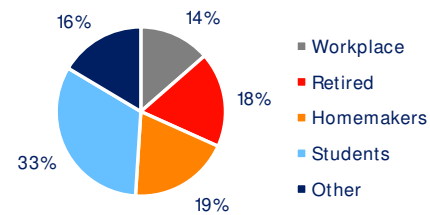
3-Mile Radius Section Detail



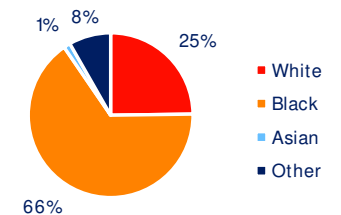
Household Income



Home Value



Daytime Population



Race
Hispanic Origin: 6.3%