

San Dimas Plaza

San Dimas, CA

Demographic Summary Report

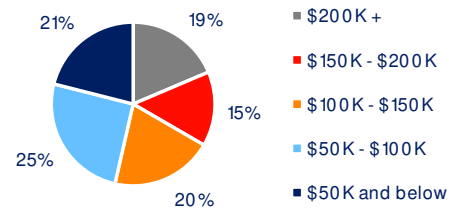
2020 Census, 2024 Estimates & 2029 Projections
Source: Synergos Technologies, Inc

Current Year Demographics	1-Mile Radius	3-Mile Radius	5-Mile Radius	10-Min Drive
Current Population	13,705	106,118	303,024	289,990
Total Daytime Population	21,836	108,560	410,110	350,200
Workplace Population	11,022	40,096	114,681	106,282
Average Household Income	\$116,726	\$135,417	\$124,741	\$124,913
Median Household Income	\$93,332	\$108,023	\$97,676	\$98,240
Total Households	4,843	37,019	97,142	92,712
Median Home Value	\$731,929	\$878,880	\$830,175	\$824,864
College (4+)	30.4%	36.0%	30.9%	31.4%
Total Consumer Spending/Capita (Weekly)	\$496	\$507	\$495	\$506
% of Households with Children	24.1%	28.3%	28.1%	28.4%

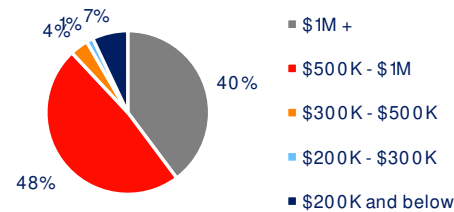
2029 Demographic Projections

Projected Population	13,787	106,705	307,068	294,294
Projected Annual Growth Rate	0.1%	0.1%	0.3%	0.3%
Projected Total Growth Rate (5-Yr)	0.6%	0.6%	1.3%	1.5%

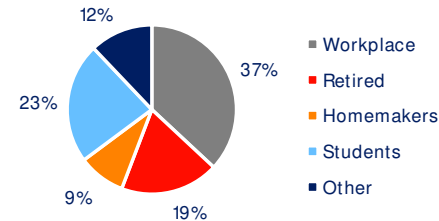
3-Mile Radius Section Detail



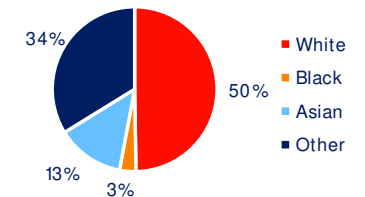
Household Income



Home Value



Daytime Population



Hispanic Origin: 42.4%
Race