

Plainview Village

Louisville, KY

Demographic Summary Report

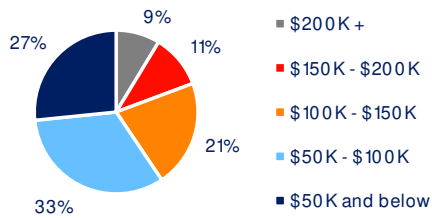
2020 Census, 2024 Estimates & 2029 Projections
Source: Synergos Technologies, Inc

Current Year Demographics	1-Mile Radius	3-Mile Radius	5-Mile Radius	10-Min Drive
Current Population	9,777	80,037	209,798	230,988
Total Daytime Population	17,492	101,735	220,523	251,712
Workplace Population	10,047	53,477	103,628	116,707
Average Household Income	\$114,487	\$105,974	\$107,420	\$114,156
Median Household Income	\$92,851	\$83,065	\$82,431	\$84,695
Total Households	4,288	35,770	91,299	101,243
Median Home Value	\$389,458	\$342,821	\$337,564	\$356,446
College (4+)	55.1%	49.0%	47.7%	50.5%
Total Consumer Spending/Capita (Weekly)	\$442	\$437	\$437	\$437
% of Households with Children	24.4%	22.1%	23.9%	23.7%

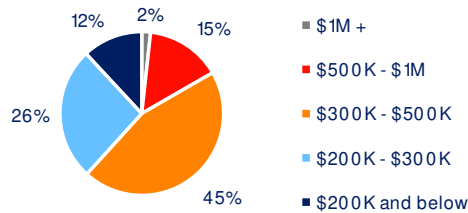
2029 Demographic Projections

Projected Population	10,188	83,507	216,810	238,210
Projected Annual Growth Rate	0.8%	0.9%	0.7%	0.6%
Projected Total Growth Rate (5-Yr)	4.2%	4.3%	3.3%	3.1%

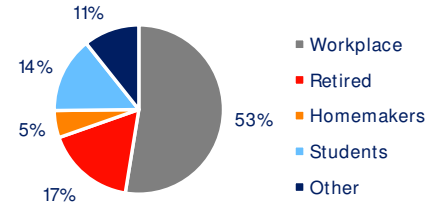
3-Mile Radius Section Detail



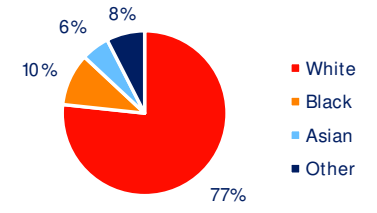
Household Income



Home Value



Daytime Population



Hispanic Origin: 4.9%
Race

