

Plaza By The Sea

San Clemente, CA

Demographic Summary Report

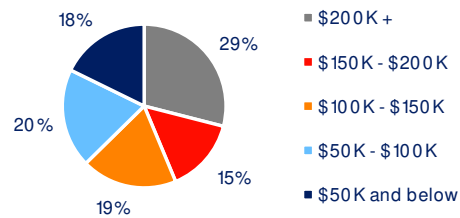
2020 Census, 2024 Estimates & 2029 Projections
Source: Synergos Technologies, Inc

Current Year Demographics	1-Mile Radius	3-Mile Radius	5-Mile Radius	10-Min Drive
Current Population	11,822	69,565	146,502	132,892
Total Daytime Population	9,190	73,562	142,547	137,766
Workplace Population	3,315	26,034	46,788	45,450
Average Household Income	\$169,208	\$175,400	\$192,172	\$188,125
Median Household Income	\$129,386	\$130,776	\$140,030	\$136,427
Total Households	4,744	26,881	56,662	50,912
Median Home Value	\$1,398,409	\$1,406,426	\$1,442,709	\$1,422,609
College (4+)	49.3%	47.0%	51.0%	49.0%
Total Consumer Spending/Capita (Weekly)	\$531	\$528	\$532	\$529
% of Households with Children	24.7%	25.4%	25.7%	25.8%

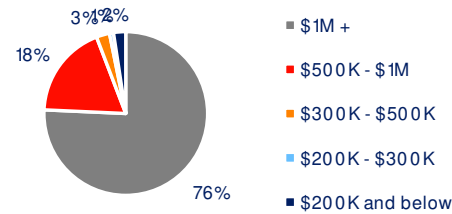
2029 Demographic Projections

Projected Population	11,791	69,628	147,316	133,405
Projected Annual Growth Rate	-0.1%	0.0%	0.1%	0.1%
Projected Total Growth Rate (5-Yr)	-0.3%	0.1%	0.6%	0.4%

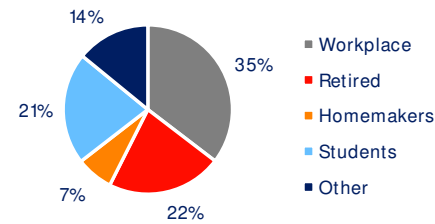
3-Mile Radius Section Detail



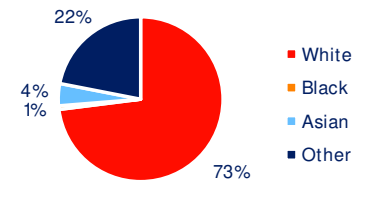
Household Income



Home Value



Daytime Population



Race
Hispanic Origin: 23.3%

