

Sarasota Village

Sarasota, FL

Demographic Summary Report

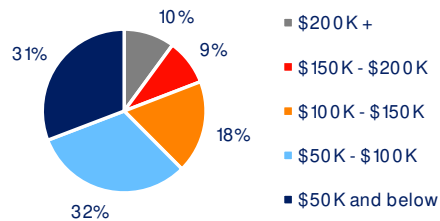
2020 Census, 2024 Estimates & 2029 Projections
Source: Synergos Technologies, Inc

| Current Year Demographics | 1-Mile Radius | 3-Mile Radius | 5-Mile Radius | 10-Min Drive |
|---|---------------|---------------|---------------|--------------|
| Current Population | 12,069 | 91,670 | 187,847 | 125,454 |
| Total Daytime Population | 12,378 | 102,695 | 213,491 | 147,451 |
| Workplace Population | 4,930 | 42,572 | 89,363 | 66,155 |
| Average Household Income | \$94,889 | \$110,764 | \$124,417 | \$118,099 |
| Median Household Income | \$75,381 | \$79,027 | \$83,488 | \$81,347 |
| Total Households | 5,634 | 41,098 | 85,729 | 56,627 |
| Median Home Value | \$431,526 | \$486,596 | \$513,719 | \$494,904 |
| College (4+) | 32.0% | 36.6% | 40.3% | 38.0% |
| Total Consumer Spending/Capita (Weekly) | \$445 | \$454 | \$459 | \$450 |
| % of Households with Children | 16.5% | 18.7% | 17.4% | 18.0% |

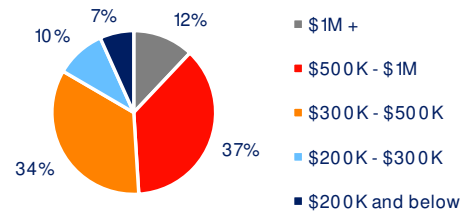
2029 Demographic Projections

| | | | | |
|------------------------------------|--------|--------|---------|---------|
| Projected Population | 11,228 | 86,866 | 185,266 | 121,543 |
| Projected Annual Growth Rate | -1.4% | -1.1% | -0.3% | -0.6% |
| Projected Total Growth Rate (5-Yr) | -7.0% | -5.2% | -1.4% | -3.1% |

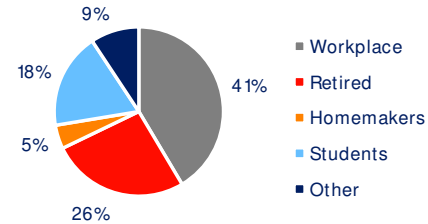
3-Mile Radius Section Detail



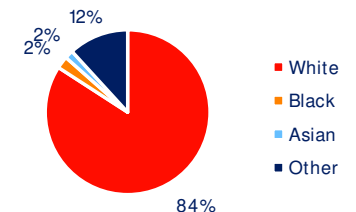
Household Income



Home Value



Daytime Population



Race
Hispanic Origin: 13.3%

BRIXMOR®