

# Plaza Rio Vista

Cathedral, CA

## Demographic Summary Report

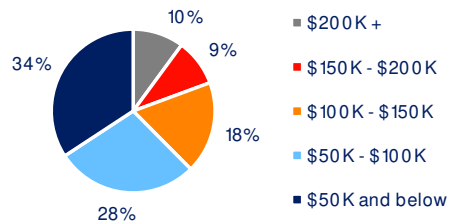
2020 Census, 2024 Estimates & 2029 Projections  
Source: Synergos Technologies, Inc

Current Year Demographics	1-Mile Radius	3-Mile Radius	5-Mile Radius	10-Min Drive
Current Population	10,584	49,724	100,918	72,513
Total Daytime Population	6,404	42,761	115,647	74,455
Workplace Population	770	12,762	43,514	24,821
Average Household Income	\$142,019	\$106,497	\$113,787	\$108,962
Median Household Income	\$93,297	\$75,242	\$73,256	\$73,292
Total Households	3,779	17,168	44,032	27,925
Median Home Value	\$555,746	\$558,238	\$557,443	\$530,520
College (4+)	32.4%	27.1%	35.0%	29.9%
Total Consumer Spending/Capita (Weekly)	\$481	\$465	\$473	\$479
% of Households with Children	25.9%	24.4%	14.8%	20.0%

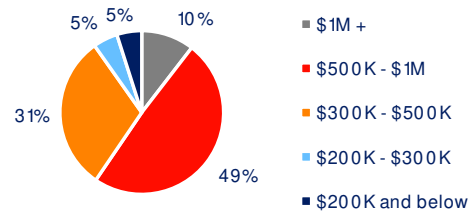
### 2029 Demographic Projections

Projected Population	11,062	51,312	105,486	75,377
Projected Annual Growth Rate	0.9%	0.6%	0.9%	0.8%
Projected Total Growth Rate (5-Yr)	4.5%	3.2%	4.5%	3.9%

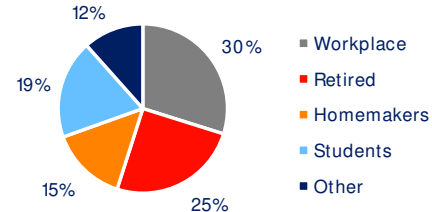
### 3-Mile Radius Section Detail



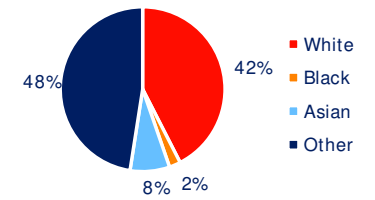
Household Income



Home Value



Daytime Population



Race  
Hispanic Origin: 57.5%

**BRIXMOR®**