

Plymouth Square Shopping Center

Conshohocken, PA

Demographic Summary Report

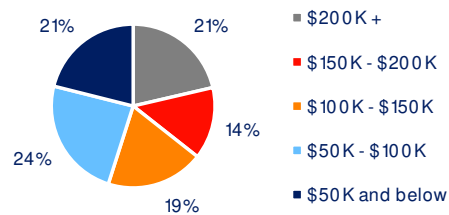
2020 Census, 2024 Estimates & 2029 Projections
Source: Synergos Technologies, Inc

Current Year Demographics	1-Mile Radius	3-Mile Radius	5-Mile Radius	10-Min Drive
Current Population	8,826	68,108	188,683	148,921
Total Daytime Population	10,010	86,561	229,087	221,910
Workplace Population	6,416	53,916	113,300	116,032
Average Household Income	\$132,126	\$148,372	\$152,100	\$155,610
Median Household Income	\$103,844	\$111,466	\$104,315	\$108,068
Total Households	3,633	28,354	75,297	57,954
Median Home Value	\$554,235	\$515,278	\$478,489	\$494,283
College (4+)	57.4%	55.2%	53.8%	54.1%
Total Consumer Spending/Capita (Weekly)	\$502	\$505	\$502	\$509
% of Households with Children	25.4%	24.8%	25.9%	27.2%

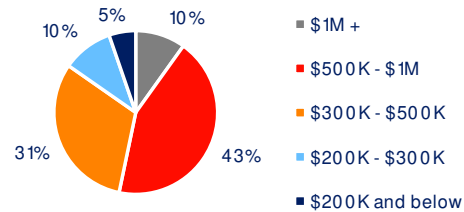
2029 Demographic Projections

Projected Population	8,754	68,805	192,562	152,500
Projected Annual Growth Rate	-0.2%	0.2%	0.4%	0.5%
Projected Total Growth Rate (5-Yr)	-0.8%	1.0%	2.1%	2.4%

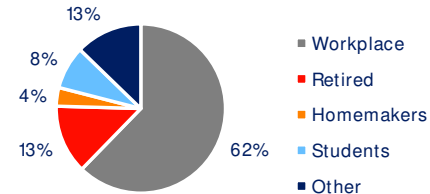
3-Mile Radius Section Detail



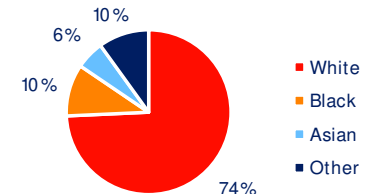
Household Income



Home Value



Daytime Population



Hispanic Origin: 7.6%
Race

BRIXMOR