

# Pointe Orlando

Orlando, FL

## Demographic Summary Report

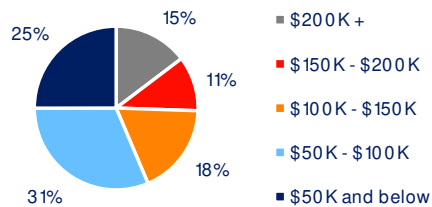
2020 Census, 2024 Estimates & 2029 Projections  
Source: Synergos Technologies, Inc

Current Year Demographics	1-Mile Radius	3-Mile Radius	5-Mile Radius	10-Min Drive
Current Population	2,027	46,531	160,663	152,830
Total Daytime Population	19,485	137,470	334,261	345,412
Workplace Population	17,272	112,611	213,365	223,661
Average Household Income	\$134,317	\$137,387	\$112,623	\$101,777
Median Household Income	\$81,392	\$87,102	\$74,132	\$69,582
Total Households	902	18,838	60,245	58,308
Median Home Value	\$714,367	\$507,621	\$444,928	\$408,810
College (4+)	61.0%	50.7%	42.5%	40.9%
Total Consumer Spending/Capita (Weekly)	\$434	\$442	\$427	\$433
% of Households with Children	13.8%	22.0%	28.0%	26.3%

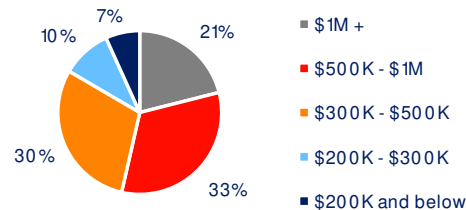
### 2029 Demographic Projections

Projected Population	2,306	53,384	173,315	164,293
Projected Annual Growth Rate	2.6%	2.8%	1.5%	1.5%
Projected Total Growth Rate (5-Yr)	13.8%	14.7%	7.9%	7.5%

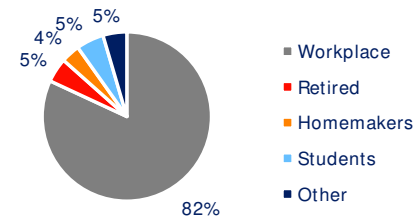
### 3-Mile Radius Section Detail



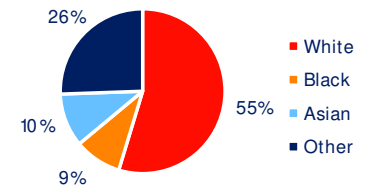
Household Income



Home Value



Daytime Population



Hispanic Origin: 26%  
Race