

Seacoast Shopping Center

Seabrook, NH

Demographic Summary Report

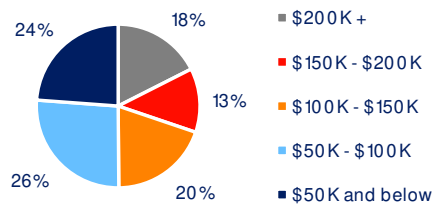
2020 Census, 2024 Estimates & 2029 Projections
Source: Synergos Technologies, Inc

Current Year Demographics	1-Mile Radius	3-Mile Radius	5-Mile Radius	10-Min Drive
Current Population	4,771	16,583	58,005	50,645
Total Daytime Population	6,406	17,125	51,345	46,495
Workplace Population	3,447	8,208	20,394	18,098
Average Household Income	\$105,459	\$133,662	\$136,557	\$134,677
Median Household Income	\$85,684	\$99,727	\$100,114	\$99,976
Total Households	2,013	7,162	25,853	22,089
Median Home Value	\$465,241	\$559,970	\$603,571	\$593,778
College (4+)	20.5%	33.5%	42.9%	40.9%
Total Consumer Spending/Capita (Weekly)	\$503	\$518	\$518	\$513
% of Households with Children	18.7%	18.8%	21.2%	21.8%

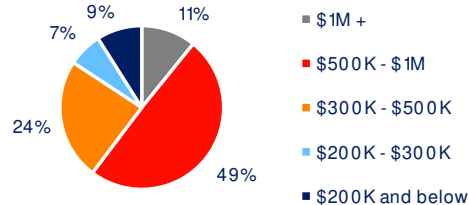
2029 Demographic Projections

Projected Population	4,876	17,017	59,209	51,645
Projected Annual Growth Rate	0.4%	0.5%	0.4%	0.4%
Projected Total Growth Rate (5-Yr)	2.2%	2.6%	2.1%	2.0%

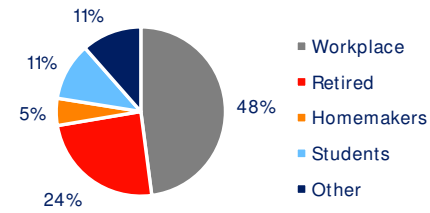
3-Mile Radius Section Detail



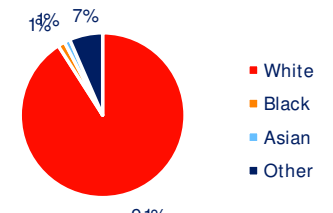
Household Income



Home Value



Daytime Population



Race
Hispanic Origin: 3.3%