

Points West Plaza

Brockton, MA

Demographic Summary Report

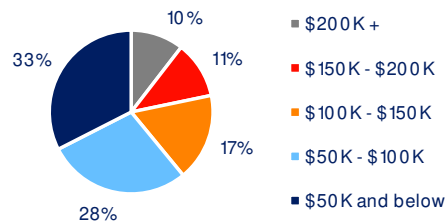
2020 Census, 2024 Estimates & 2029 Projections
Source: Synergos Technologies, Inc

Current Year Demographics	1-Mile Radius	3-Mile Radius	5-Mile Radius	10-Min Drive
Current Population	16,099	105,048	169,468	151,317
Total Daytime Population	15,891	108,143	167,371	151,069
Workplace Population	5,480	41,271	61,422	56,063
Average Household Income	\$133,495	\$104,571	\$116,767	\$111,231
Median Household Income	\$95,831	\$78,445	\$89,566	\$85,426
Total Households	5,294	35,397	58,400	52,141
Median Home Value	\$495,412	\$472,528	\$514,331	\$487,826
College (4+)	27.2%	23.1%	28.2%	26.1%
Total Consumer Spending/Capita (Weekly)	\$524	\$508	\$519	\$504
% of Households with Children	36.2%	32.4%	31.3%	31.4%

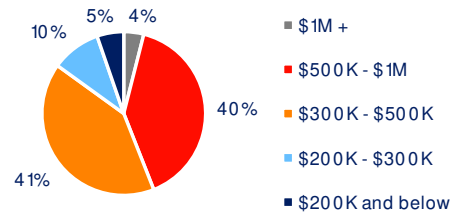
2029 Demographic Projections

Projected Population	15,820	103,598	167,777	149,791
Projected Annual Growth Rate	-0.3%	-0.3%	-0.2%	-0.2%
Projected Total Growth Rate (5-Yr)	-1.7%	-1.4%	-1.0%	-1.0%

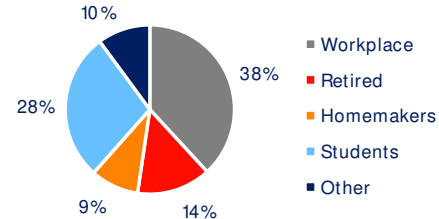
3-Mile Radius Section Detail



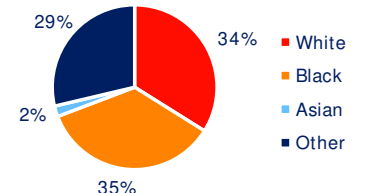
Household Income



Home Value



Daytime Population



Race
Hispanic Origin: 12%