

# Preston Park Village

Plano, TX

## Demographic Summary Report

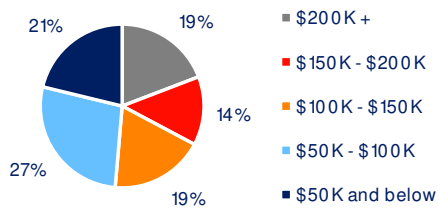
2020 Census, 2024 Estimates & 2029 Projections  
Source: Synergos Technologies, Inc

Current Year Demographics	1-Mile Radius	3-Mile Radius	5-Mile Radius	10-Min Drive
Current Population	13,687	127,060	368,660	282,757
Total Daytime Population	25,300	185,914	481,526	407,141
Workplace Population	17,000	101,262	252,933	227,670
Average Household Income	\$144,218	\$153,008	\$144,251	\$140,642
Median Household Income	\$104,010	\$103,414	\$101,596	\$96,286
Total Households	6,137	55,417	158,670	125,658
Median Home Value	\$628,188	\$621,452	\$573,404	\$594,796
College (4+)	61.2%	62.1%	60.4%	60.2%
Total Consumer Spending/Capita (Weekly)	\$469	\$470	\$466	\$473
% of Households with Children	26.6%	25.7%	25.0%	24.7%

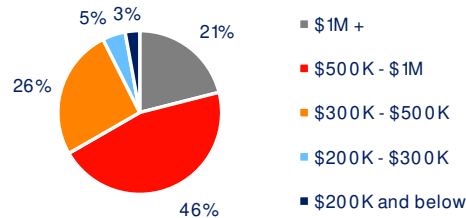
### 2029 Demographic Projections

Projected Population	12,542	119,434	354,400	271,302
Projected Annual Growth Rate	-1.7%	-1.2%	-0.8%	-0.8%
Projected Total Growth Rate (5-Yr)	-8.4%	-6.0%	-3.9%	-4.1%

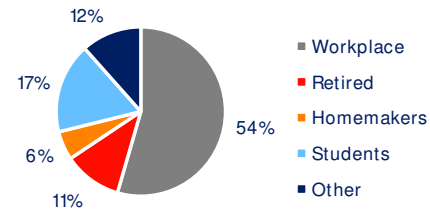
### 3-Mile Radius Section Detail



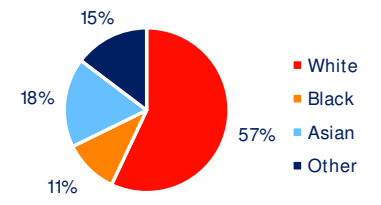
Household Income



Home Value



Daytime Population



Hispanic Origin: 14.4%  
Race