

Preston Ridge

📍 Frisco, TX

Demographic Summary Report

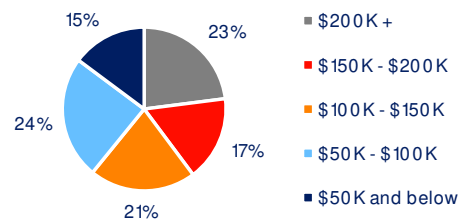
2020 Census, 2024 Estimates & 2029 Projections
Source: Synergos Technologies, Inc

Current Year Demographics	1-Mile Radius	3-Mile Radius	5-Mile Radius	10-Min Drive
Current Population	12,305	114,463	323,767	291,736
Total Daytime Population	31,755	188,520	398,693	391,601
Workplace Population	23,146	117,242	191,457	203,167
Average Household Income	\$126,429	\$161,952	\$173,840	\$173,745
Median Household Income	\$104,083	\$124,795	\$133,734	\$130,684
Total Households	6,274	46,574	122,221	112,330
Median Home Value	\$588,946	\$650,389	\$640,662	\$651,353
College (4+)	68.7%	64.7%	64.8%	64.7%
Total Consumer Spending/Capita (Weekly)	\$455	\$479	\$485	\$470
% of Households with Children	27.9%	33.9%	37.3%	36.7%

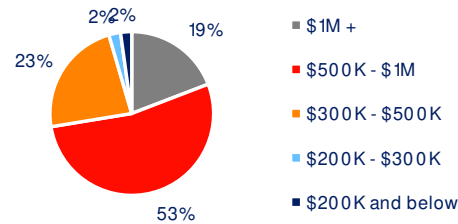
2029 Demographic Projections

Projected Population	13,619	120,535	336,094	305,653
Projected Annual Growth Rate	2.1%	1.0%	0.8%	0.9%
Projected Total Growth Rate (5-Yr)	10.7%	5.3%	3.8%	4.8%

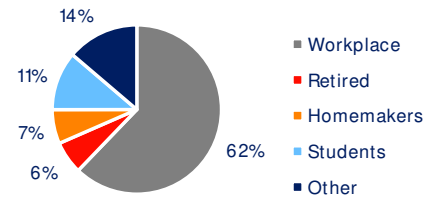
3-Mile Radius Section Detail



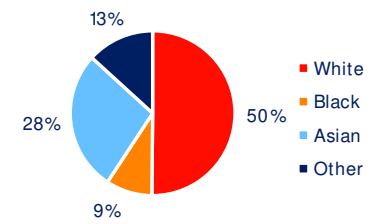
Household Income



Home Value



Daytime Population



Race