

Seminole Plaza

Seminole, FL

Demographic Summary Report

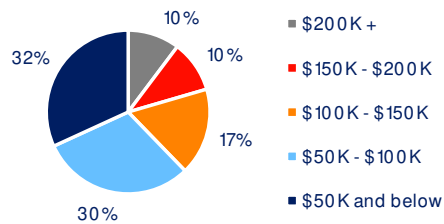
2020 Census, 2024 Estimates & 2029 Projections
Source: Synergos Technologies, Inc

Current Year Demographics	1-Mile Radius	3-Mile Radius	5-Mile Radius	10-Min Drive
Current Population	12,398	81,442	207,307	198,846
Total Daytime Population	10,994	74,146	226,600	229,432
Workplace Population	3,556	18,628	63,661	66,345
Average Household Income	\$86,616	\$104,861	\$95,794	\$94,346
Median Household Income	\$63,799	\$75,920	\$71,233	\$69,709
Total Households	6,463	37,753	94,466	90,330
Median Home Value	\$349,962	\$426,039	\$386,407	\$378,985
College (4+)	28.2%	35.5%	30.8%	29.9%
Total Consumer Spending/Capita (Weekly)	\$437	\$448	\$440	\$444
% of Households with Children	15.6%	16.9%	17.3%	17.4%

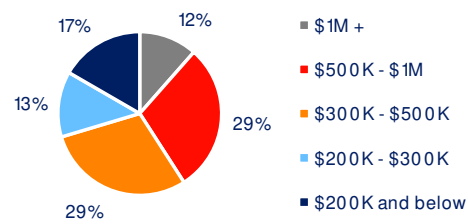
2029 Demographic Projections

Projected Population	11,735	77,896	203,095	195,093
Projected Annual Growth Rate	-1.1%	-0.9%	-0.4%	-0.4%
Projected Total Growth Rate (5-Yr)	-5.3%	-4.4%	-2.0%	-1.9%

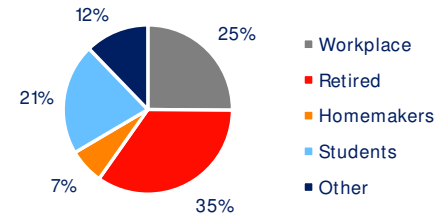
3-Mile Radius Section Detail



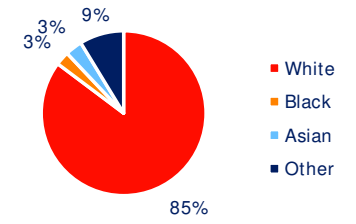
Household Income



Home Value



Daytime Population



Race
Hispanic Origin: 7.4%

BRIXMOR®