

Puente Hills Town Center

Rowland Heights, CA

Demographic Summary Report

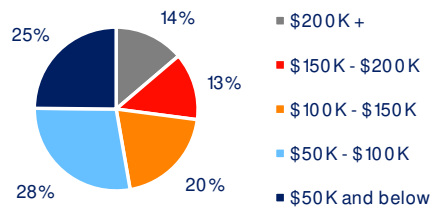
2020 Census, 2024 Estimates & 2029 Projections
Source: Synergos Technologies, Inc

Current Year Demographics	1-Mile Radius	3-Mile Radius	5-Mile Radius	10-Min Drive
Current Population	9,909	137,066	354,780	202,451
Total Daytime Population	15,329	126,218	323,577	187,833
Workplace Population	8,923	42,696	110,304	64,904
Average Household Income	\$119,113	\$120,508	\$127,430	\$121,774
Median Household Income	\$86,082	\$93,868	\$102,284	\$97,671
Total Households	3,463	39,471	104,234	58,675
Median Home Value	\$992,630	\$837,872	\$870,629	\$847,547
College (4+)	49.9%	29.9%	30.7%	31.0%
Total Consumer Spending/Capita (Weekly)	\$498	\$493	\$498	\$488
% of Households with Children	24.9%	27.7%	28.6%	27.8%

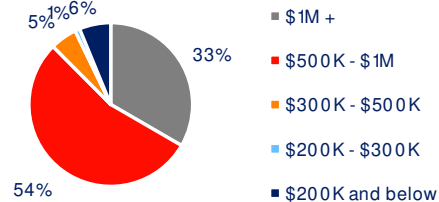
2029 Demographic Projections

Projected Population	9,969	138,205	357,534	204,114
Projected Annual Growth Rate	0.1%	0.2%	0.2%	0.2%
Projected Total Growth Rate (5-Yr)	0.6%	0.8%	0.8%	0.8%

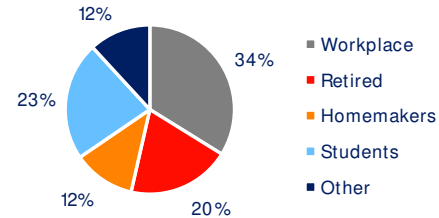
3-Mile Radius Section Detail



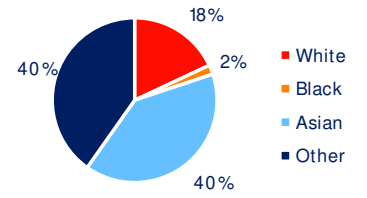
Household Income



Home Value



Daytime Population



Race
Hispanic Origin: 49.1%