

# Redford Plaza

Redford, MI

## Demographic Summary Report

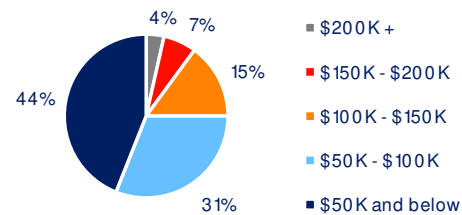
2020 Census, 2024 Estimates & 2029 Projections  
Source: Synergos Technologies, Inc

Current Year Demographics	1-Mile Radius	3-Mile Radius	5-Mile Radius	10-Min Drive
Current Population	16,172	122,511	350,443	298,725
Total Daytime Population	12,246	92,408	309,802	273,476
Workplace Population	2,985	19,846	77,549	71,494
Average Household Income	\$75,955	\$74,982	\$74,394	\$74,227
Median Household Income	\$61,090	\$58,133	\$56,979	\$56,317
Total Households	6,086	46,694	134,684	116,176
Median Home Value	\$176,885	\$184,851	\$186,097	\$181,418
College (4+)	23.0%	22.9%	23.4%	24.1%
Total Consumer Spending/Capita (Weekly)	\$429	\$426	\$425	\$429
% of Households with Children	31.1%	30.7%	29.1%	28.8%

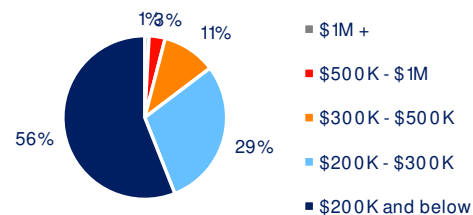
### 2029 Demographic Projections

Projected Population	16,148	121,780	348,791	297,659
Projected Annual Growth Rate	0.0%	-0.1%	-0.1%	-0.1%
Projected Total Growth Rate (5-Yr)	-0.2%	-0.6%	-0.5%	-0.4%

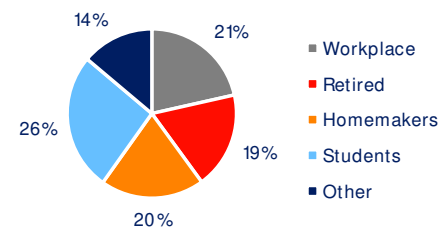
### 3-Mile Radius Section Detail



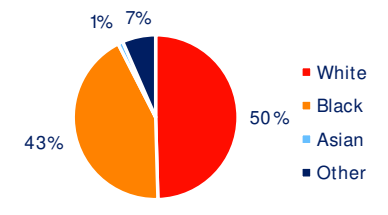
Household Income



Home Value



Daytime Population



Hispanic Origin: 3.9%  
Race

**BRIXMOR**