

Regency Park Shopping Center

Jacksonville, FL

Demographic Summary Report

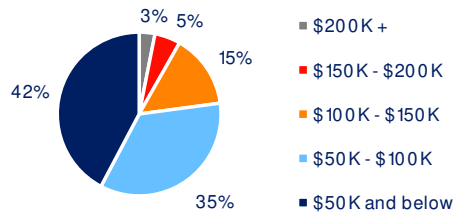
2020 Census, 2024 Estimates & 2029 Projections
Source: Synergos Technologies, Inc

Current Year Demographics	1-Mile Radius	3-Mile Radius	5-Mile Radius	10-Min Drive
Current Population	10,826	95,168	225,781	203,630
Total Daytime Population	14,417	92,125	250,849	242,617
Workplace Population	7,259	32,835	97,985	99,758
Average Household Income	\$62,327	\$73,393	\$85,318	\$81,733
Median Household Income	\$48,547	\$58,014	\$66,333	\$63,079
Total Households	4,322	37,680	90,540	81,819
Median Home Value	\$266,504	\$285,027	\$322,406	\$303,631
College (4+)	21.7%	24.8%	31.3%	29.7%
Total Consumer Spending/Capita (Weekly)	\$389	\$404	\$410	\$401
% of Households with Children	31.2%	28.2%	26.8%	25.9%

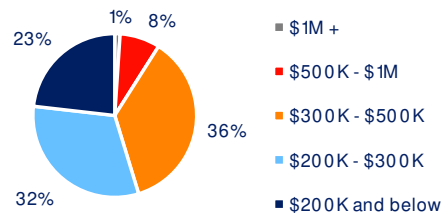
2029 Demographic Projections

Projected Population	11,035	94,614	223,401	203,345
Projected Annual Growth Rate	0.4%	-0.1%	-0.2%	0.0%
Projected Total Growth Rate (5-Yr)	1.9%	-0.6%	-1.1%	-0.1%

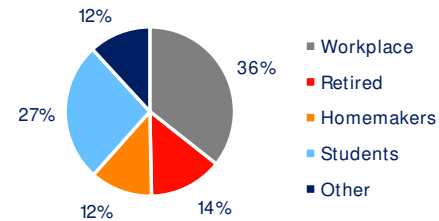
3-Mile Radius Section Detail



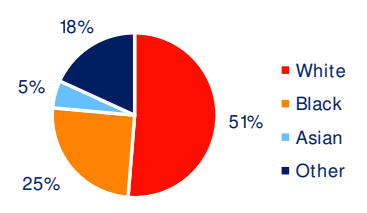
Household Income



Home Value



Daytime Population



Hispanic Origin: 18.6%
Race

BRIXMOR