

Richfield Hub

Richfield, MN

Demographic Summary Report

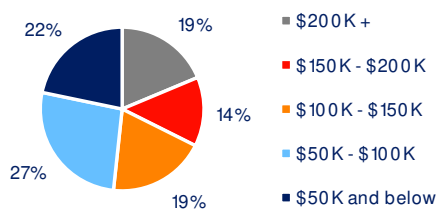
2020 Census, 2024 Estimates & 2029 Projections
Source: Synergos Technologies, Inc

Current Year Demographics	1-Mile Radius	3-Mile Radius	5-Mile Radius	10-Min Drive
Current Population	15,589	132,315	335,934	400,194
Total Daytime Population	18,100	195,380	435,329	724,274
Workplace Population	10,215	118,364	231,702	389,617
Average Household Income	\$108,654	\$139,666	\$132,207	\$123,408
Median Household Income	\$85,334	\$104,079	\$94,174	\$85,091
Total Households	6,894	55,340	145,997	178,901
Median Home Value	\$349,338	\$417,654	\$409,882	\$404,065
College (4+)	44.6%	56.8%	56.6%	54.6%
Total Consumer Spending/Capita (Weekly)	\$503	\$521	\$512	\$519
% of Households with Children	21.9%	27.0%	23.4%	20.3%

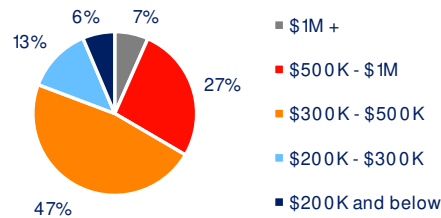
2029 Demographic Projections

Projected Population	16,648	139,230	353,600	422,075
Projected Annual Growth Rate	1.3%	1.0%	1.0%	1.1%
Projected Total Growth Rate (5-Yr)	6.8%	5.2%	5.3%	5.5%

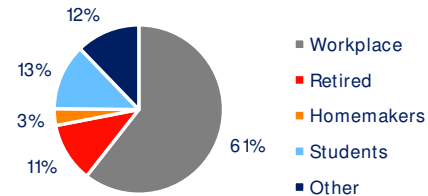
3-Mile Radius Section Detail



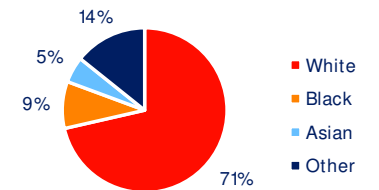
Household Income



Home Value



Daytime Population



Hispanic Origin: 11%
Race