

# Ridge Plaza

Arlington Heights, IL

## Demographic Summary Report

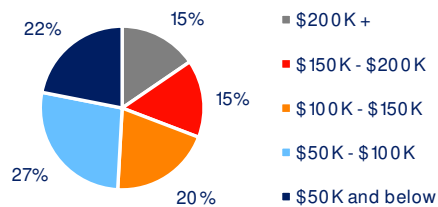
2020 Census, 2024 Estimates & 2029 Projections  
Source: Synergos Technologies, Inc

Current Year Demographics	1-Mile Radius	3-Mile Radius	5-Mile Radius	10-Min Drive
Current Population	14,094	128,346	260,209	224,305
Total Daytime Population	15,243	104,250	249,972	202,578
Workplace Population	6,444	33,826	97,853	76,464
Average Household Income	\$118,708	\$129,792	\$143,499	\$137,926
Median Household Income	\$91,428	\$102,016	\$110,695	\$106,120
Total Households	5,660	49,821	102,186	88,646
Median Home Value	\$381,709	\$407,863	\$445,525	\$430,255
College (4+)	49.7%	50.8%	54.5%	53.2%
Total Consumer Spending/Capita (Weekly)	\$485	\$498	\$507	\$490
% of Households with Children	30.5%	28.7%	28.7%	28.1%

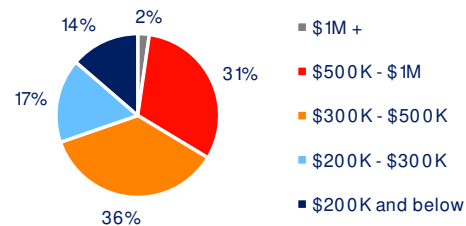
### 2029 Demographic Projections

Projected Population	13,782	126,513	257,664	221,777
Projected Annual Growth Rate	-0.4%	-0.3%	-0.2%	-0.2%
Projected Total Growth Rate (5-Yr)	-2.2%	-1.4%	-1.0%	-1.1%

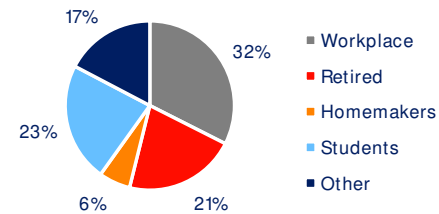
### 3-Mile Radius Section Detail



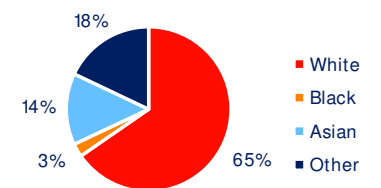
Household Income



Home Value



Daytime Population



Hispanic Origin: 19.9%  
Race

**BRIXMOR**