

Shoppes at Vestal

Vestal, NY

Demographic Summary Report

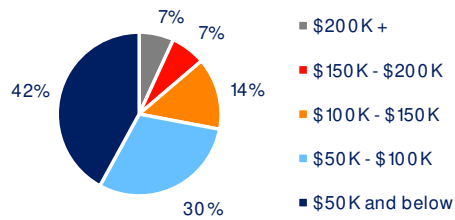
2020 Census, 2024 Estimates & 2029 Projections
Source: Synergos Technologies, Inc

Current Year Demographics	1-Mile Radius	3-Mile Radius	5-Mile Radius	10-Min Drive
Current Population	5,376	48,996	104,888	102,455
Total Daytime Population	6,895	72,264	119,979	126,854
Workplace Population	3,227	22,096	39,316	44,366
Average Household Income	\$99,834	\$86,340	\$86,116	\$82,779
Median Household Income	\$68,556	\$59,395	\$60,014	\$56,932
Total Households	2,238	19,714	42,621	42,261
Median Home Value	\$217,703	\$172,553	\$171,442	\$168,078
College (4+)	44.0%	34.7%	36.1%	35.7%
Total Consumer Spending/Capita (Weekly)	\$429	\$423	\$421	\$421
% of Households with Children	21.7%	22.1%	19.9%	20.1%

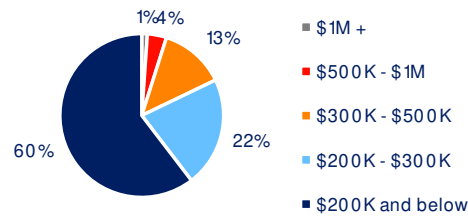
2029 Demographic Projections

Projected Population	5,336	48,505	104,135	101,754
Projected Annual Growth Rate	-0.2%	-0.2%	-0.1%	-0.1%
Projected Total Growth Rate (5-Yr)	-0.8%	-1.0%	-0.7%	-0.7%

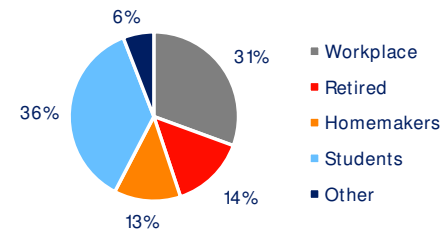
3-Mile Radius Section Detail



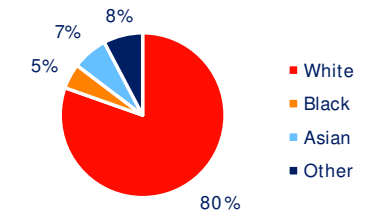
Household Income



Home Value



Daytime Population



Race