

Rio Grande Plaza

Rio Grande, NJ

Demographic Summary Report

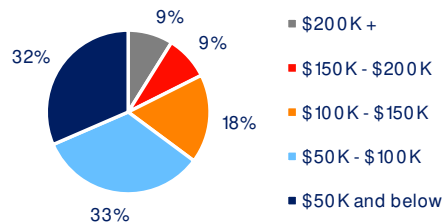
2020 Census, 2024 Estimates & 2029 Projections
Source: Synergos Technologies, Inc

Current Year Demographics	1-Mile Radius	3-Mile Radius	5-Mile Radius	10-Min Drive
Current Population	3,657	12,985	45,572	34,234
Total Daytime Population	3,916	13,491	41,981	37,864
Workplace Population	2,493	5,281	13,320	14,349
Average Household Income	\$103,016	\$100,569	\$105,794	\$106,774
Median Household Income	\$83,003	\$78,781	\$78,004	\$77,028
Total Households	1,493	5,381	19,767	14,708
Median Home Value	\$490,678	\$445,351	\$486,015	\$484,454
College (4+)	28.4%	22.9%	26.7%	25.3%
Total Consumer Spending/Capita (Weekly)	\$455	\$454	\$455	\$453
% of Households with Children	17.2%	21.1%	19.6%	19.4%

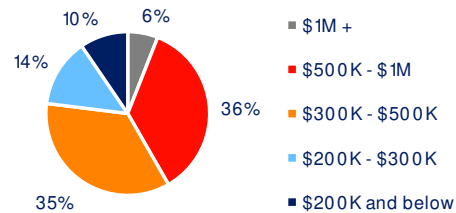
2029 Demographic Projections

Projected Population	3,690	13,355	46,683	35,425
Projected Annual Growth Rate	0.2%	0.6%	0.5%	0.7%
Projected Total Growth Rate (5-Yr)	0.9%	2.8%	2.4%	3.5%

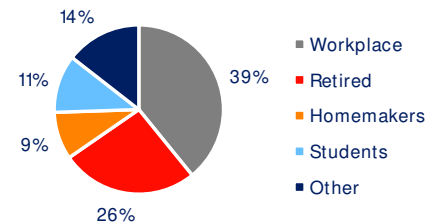
3-Mile Radius Section Detail



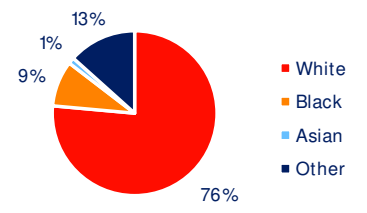
Household Income



Home Value



Daytime Population



Hispanic Origin: 12.7%
Race

BRIXMOR