

Shoppes of Victoria Square

Port St. Lucie, FL

Demographic Summary Report

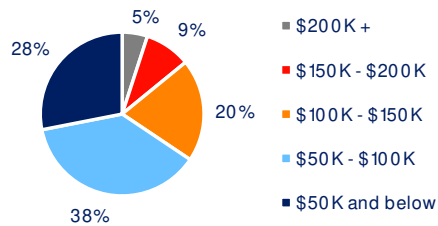
2020 Census, 2024 Estimates & 2029 Projections
Source: Synergos Technologies, Inc

Current Year Demographics	1-Mile Radius	3-Mile Radius	5-Mile Radius	10-Min Drive
Current Population	11,503	95,331	216,307	163,327
Total Daytime Population	8,054	59,274	163,614	114,102
Workplace Population	2,440	10,192	39,085	25,061
Average Household Income	\$84,239	\$97,514	\$97,488	\$97,863
Median Household Income	\$75,106	\$76,510	\$76,647	\$77,513
Total Households	3,951	33,615	81,349	59,850
Median Home Value	\$365,074	\$380,735	\$396,391	\$391,403
College (4+)	21.6%	23.2%	25.2%	24.4%
Total Consumer Spending/Capita (Weekly)	\$452	\$457	\$460	\$455
% of Households with Children	31.8%	29.8%	26.6%	28.4%

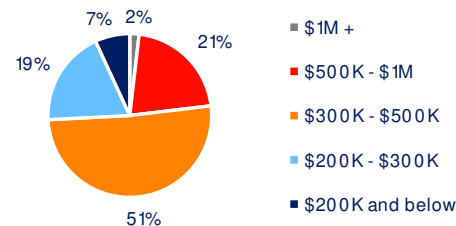
2029 Demographic Projections

Projected Population	13,049	105,984	240,021	179,362
Projected Annual Growth Rate	2.6%	2.1%	2.1%	1.9%
Projected Total Growth Rate (5-Yr)	13.4%	11.2%	11.0%	9.8%

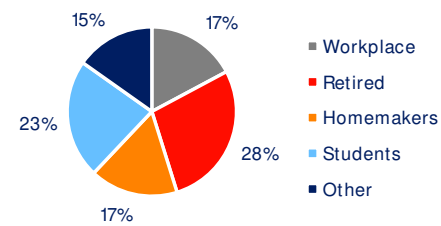
3-Mile Radius Section Detail



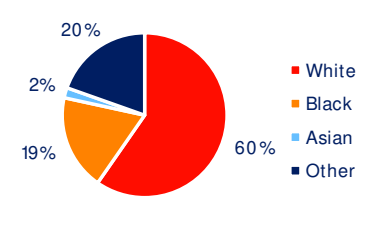
Household Income



Home Value



Daytime Population



Hispanic Origin: 24.7%
Race