

Rivercrest Shopping Center

Crestwood, IL

Demographic Summary Report

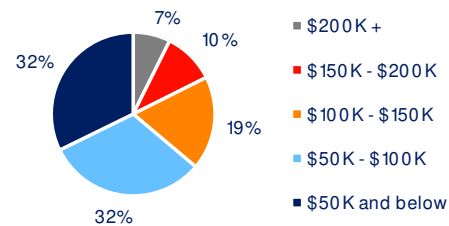
2020 Census, 2024 Estimates & 2029 Projections
Source: Synergos Technologies, Inc

Current Year Demographics	1-Mile Radius	3-Mile Radius	5-Mile Radius	10-Min Drive
Current Population	8,796	84,283	287,514	258,130
Total Daytime Population	13,120	91,382	283,815	264,416
Workplace Population	6,441	36,313	108,141	104,295
Average Household Income	\$85,456	\$94,098	\$99,449	\$95,088
Median Household Income	\$73,006	\$77,004	\$78,444	\$75,398
Total Households	3,814	33,292	110,934	98,118
Median Home Value	\$229,032	\$265,621	\$284,367	\$273,081
College (4+)	23.2%	25.2%	30.0%	26.7%
Total Consumer Spending/Capita (Weekly)	\$473	\$478	\$481	\$476
% of Households with Children	13.4%	23.9%	26.2%	26.8%

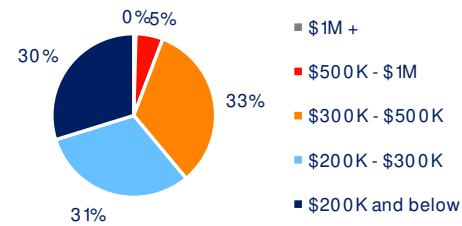
2029 Demographic Projections

Projected Population	8,671	82,717	280,889	252,284
Projected Annual Growth Rate	-0.3%	-0.4%	-0.5%	-0.5%
Projected Total Growth Rate (5-Yr)	-1.4%	-1.9%	-2.3%	-2.3%

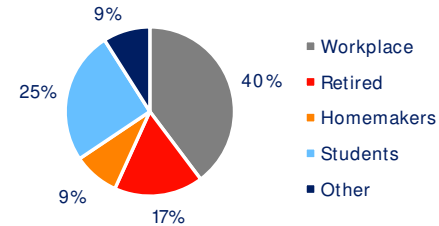
3-Mile Radius Section Detail



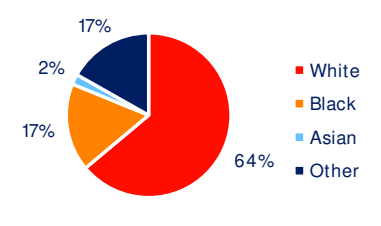
Household Income



Home Value



Daytime Population



Hispanic Origin: 21.1%
Race

BRIXMOR®