

# Roanoke Plaza

Riverhead, NY

## Demographic Summary Report

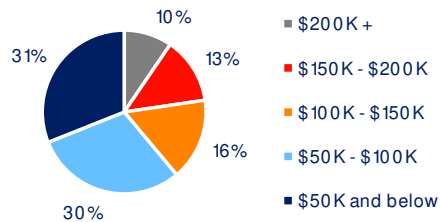
2020 Census, 2024 Estimates & 2029 Projections  
Source: Synergos Technologies, Inc

Current Year Demographics	1-Mile Radius	3-Mile Radius	5-Mile Radius	10-Min Drive
Current Population	5,965	24,737	35,443	34,780
Total Daytime Population	8,331	33,948	42,065	41,825
Workplace Population	3,619	15,610	18,086	17,973
Average Household Income	\$103,711	\$104,829	\$112,641	\$112,781
Median Household Income	\$73,791	\$76,938	\$85,719	\$85,052
Total Households	2,269	8,956	12,871	12,615
Median Home Value	\$556,772	\$458,753	\$494,942	\$490,601
College (4+)	17.5%	21.0%	23.3%	22.7%
Total Consumer Spending/Capita (Weekly)	\$544	\$549	\$553	\$550
% of Households with Children	11.8%	18.8%	19.6%	19.5%

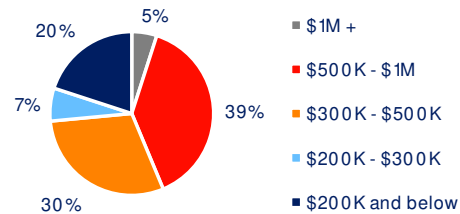
### 2029 Demographic Projections

Projected Population	5,974	24,947	35,736	35,055
Projected Annual Growth Rate	0.0%	0.2%	0.2%	0.2%
Projected Total Growth Rate (5-Yr)	0.2%	0.9%	0.8%	0.8%

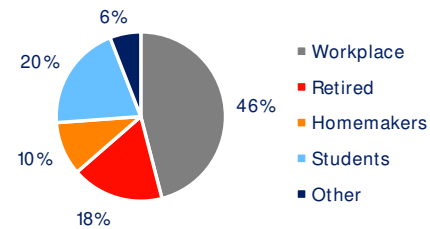
### 3-Mile Radius Section Detail



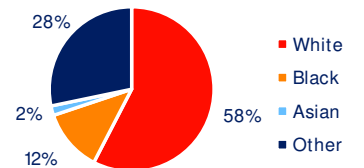
Household Income



Home Value



Daytime Population



Race

**BRIXMOR**