

Rock Prairie Crossing

College Station, TX

Demographic Summary Report

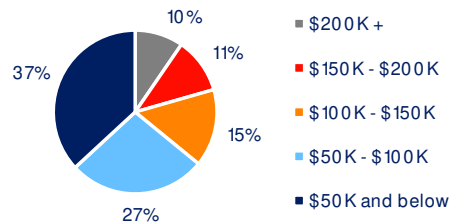
2020 Census, 2024 Estimates & 2029 Projections
Source: Synergos Technologies, Inc

Current Year Demographics	1-Mile Radius	3-Mile Radius	5-Mile Radius	10-Min Drive
Current Population	8,505	67,868	128,840	122,739
Total Daytime Population	11,376	60,841	157,625	135,909
Workplace Population	5,550	20,838	51,462	50,181
Average Household Income	\$110,922	\$100,664	\$95,340	\$96,167
Median Household Income	\$78,082	\$70,806	\$63,771	\$64,999
Total Households	3,174	26,309	44,823	43,194
Median Home Value	\$372,958	\$370,008	\$381,177	\$376,510
College (4+)	55.5%	57.8%	58.2%	58.6%
Total Consumer Spending/Capita (Weekly)	\$396	\$380	\$375	\$393
% of Households with Children	33.0%	27.7%	24.2%	24.6%

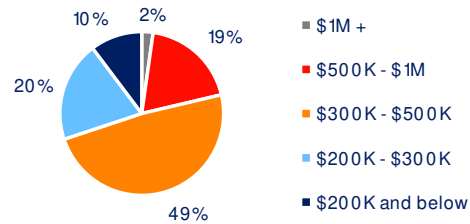
2029 Demographic Projections

Projected Population	9,179	71,197	132,601	126,105
Projected Annual Growth Rate	1.5%	1.0%	0.6%	0.5%
Projected Total Growth Rate (5-Yr)	7.9%	4.9%	2.9%	2.7%

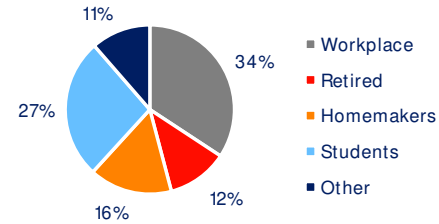
3-Mile Radius Section Detail



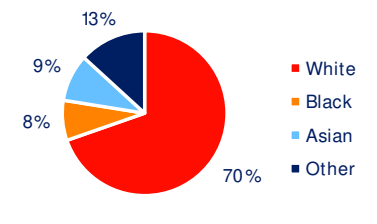
Household Income



Home Value



Daytime Population



Hispanic Origin: 16.7%
Race

BRIXMOR