

# Shops at Palm Lakes

Miami, FL

## Demographic Summary Report

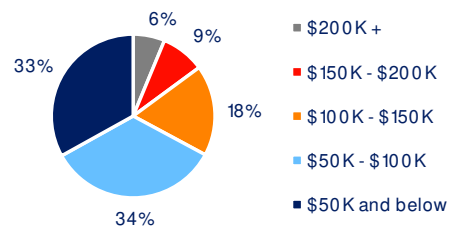
2020 Census, 2024 Estimates & 2029 Projections  
Source: Synergos Technologies, Inc

Current Year Demographics	1-Mile Radius	3-Mile Radius	5-Mile Radius	10-Min Drive
Current Population	28,556	168,472	475,453	453,162
Total Daytime Population	19,360	135,901	401,815	403,059
Workplace Population	4,398	41,828	137,194	145,547
Average Household Income	\$81,045	\$89,815	\$85,048	\$85,513
Median Household Income	\$68,851	\$72,784	\$67,832	\$68,232
Total Households	9,255	54,807	159,136	150,979
Median Home Value	\$517,430	\$525,514	\$501,318	\$512,266
College (4+)	28.4%	26.4%	25.4%	24.8%
Total Consumer Spending/Capita (Weekly)	\$462	\$466	\$463	\$460
% of Households with Children	34.2%	31.1%	28.9%	29.1%

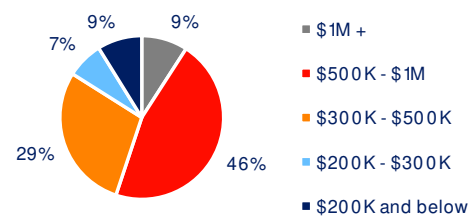
### 2029 Demographic Projections

Projected Population	28,381	169,862	486,144	462,575
Projected Annual Growth Rate	-0.1%	0.2%	0.4%	0.4%
Projected Total Growth Rate (5-Yr)	-0.6%	0.8%	2.2%	2.1%

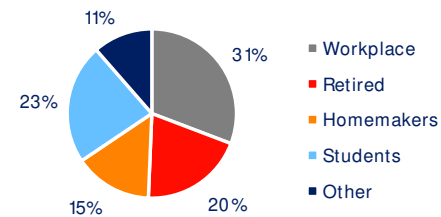
### 3-Mile Radius Section Detail



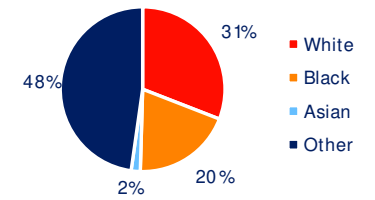
Household Income



Home Value



Daytime Population



Hispanic Origin: 72.8%  
Race

**BRIXMOR®**