

Shops at Prospect

West Hempfield, PA

Demographic Summary Report

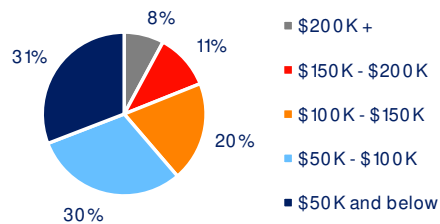
2020 Census, 2024 Estimates & 2029 Projections
Source: Synergos Technologies, Inc

Current Year Demographics	1-Mile Radius	3-Mile Radius	5-Mile Radius	10-Min Drive
Current Population	3,857	33,314	68,651	53,055
Total Daytime Population	2,510	25,337	58,702	51,417
Workplace Population	736	9,287	23,509	23,479
Average Household Income	\$96,694	\$97,739	\$109,542	\$104,863
Median Household Income	\$82,500	\$81,067	\$86,940	\$84,496
Total Households	1,555	13,147	26,809	21,007
Median Home Value	\$381,734	\$321,135	\$342,070	\$332,286
College (4+)	35.7%	28.7%	33.6%	31.0%
Total Consumer Spending/Capita (Weekly)	\$445	\$442	\$449	\$441
% of Households with Children	21.2%	24.6%	24.6%	24.4%

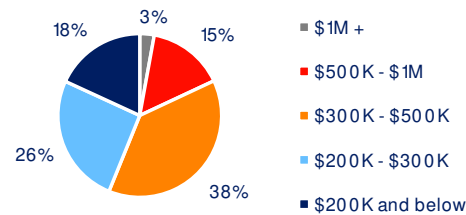
2029 Demographic Projections

Projected Population	3,934	34,238	70,495	54,342
Projected Annual Growth Rate	0.4%	0.5%	0.5%	0.5%
Projected Total Growth Rate (5-Yr)	2.0%	2.8%	2.7%	2.4%

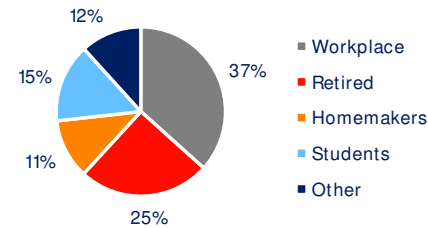
3-Mile Radius Section Detail



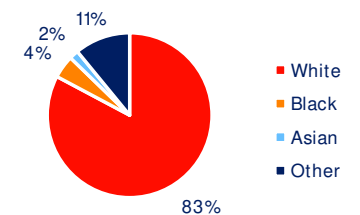
Household Income



Home Value



Daytime Population



Hispanic Origin: 14.1%
Race