

Rockland Plaza

Nanuet, NY

Demographic Summary Report

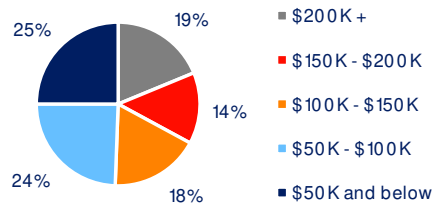
2020 Census, 2024 Estimates & 2029 Projections
Source: Synergos Technologies, Inc

Current Year Demographics	1-Mile Radius	3-Mile Radius	5-Mile Radius	10-Min Drive
Current Population	9,970	118,083	257,320	242,746
Total Daytime Population	16,826	106,833	259,181	251,438
Workplace Population	9,428	45,639	101,777	99,847
Average Household Income	\$163,098	\$136,258	\$154,954	\$147,830
Median Household Income	\$113,170	\$101,547	\$116,277	\$110,509
Total Households	3,620	34,498	75,579	71,417
Median Home Value	\$601,711	\$620,823	\$692,614	\$670,065
College (4+)	45.1%	36.6%	42.8%	41.3%
Total Consumer Spending/Capita (Weekly)	\$585	\$561	\$571	\$564
% of Households with Children	30.6%	40.5%	38.5%	38.4%

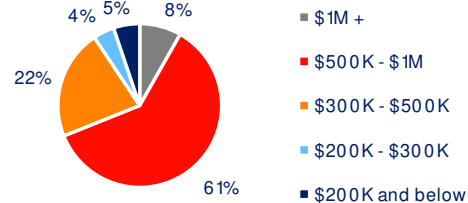
2029 Demographic Projections

Projected Population	9,746	121,973	267,894	252,002
Projected Annual Growth Rate	-0.5%	0.7%	0.8%	0.8%
Projected Total Growth Rate (5-Yr)	-2.2%	3.3%	4.1%	3.8%

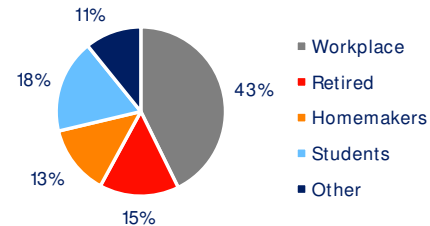
3-Mile Radius Section Detail



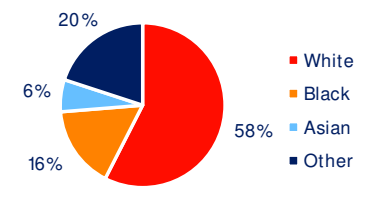
Household Income



Home Value



Daytime Population



Hispanic Origin: 21.2%
Race

BRIXMOR