

Rockville Centre

Rockville Centre, NY

Demographic Summary Report

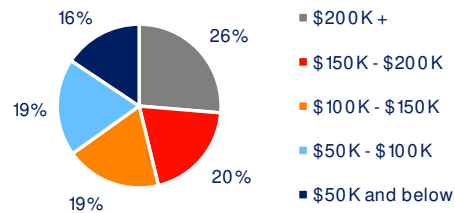
2020 Census, 2024 Estimates & 2029 Projections
Source: Synergos Technologies, Inc

Current Year Demographics	1-Mile Radius	3-Mile Radius	5-Mile Radius	10-Min Drive
Current Population	25,327	221,534	587,981	468,561
Total Daytime Population	27,782	193,728	508,999	385,602
Workplace Population	15,125	65,964	161,237	123,833
Average Household Income	\$162,030	\$171,195	\$161,978	\$159,023
Median Household Income	\$130,968	\$140,051	\$129,268	\$128,849
Total Households	9,580	73,198	181,749	147,352
Median Home Value	\$780,989	\$735,586	\$727,983	\$724,705
College (4+)	51.4%	46.3%	40.1%	39.9%
Total Consumer Spending/Capita (Weekly)	\$665	\$666	\$656	\$669
% of Households with Children	27.9%	32.2%	31.3%	31.5%

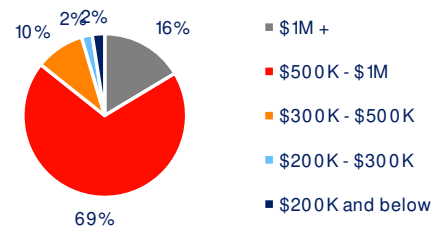
2029 Demographic Projections

Projected Population	25,092	219,795	584,905	465,410
Projected Annual Growth Rate	-0.2%	-0.2%	-0.1%	-0.1%
Projected Total Growth Rate (5-Yr)	-0.9%	-0.8%	-0.5%	-0.7%

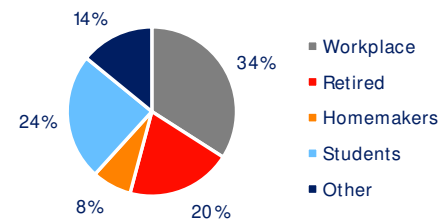
3-Mile Radius Section Detail



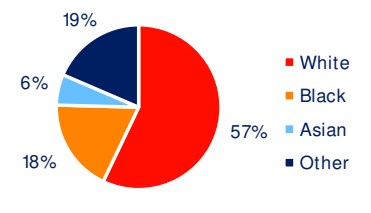
Household Income



Home Value



Daytime Population



Hispanic Origin: 19.5%
Race

BRIXMOR