

Shops of Huntcrest

Lawrenceville, GA

Demographic Summary Report

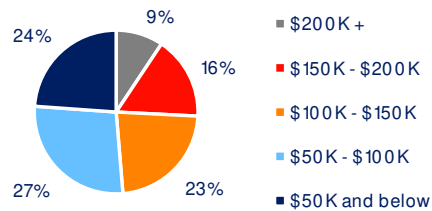
2020 Census, 2024 Estimates & 2029 Projections
Source: Synergos Technologies, Inc

Current Year Demographics	1-Mile Radius	3-Mile Radius	5-Mile Radius	10-Min Drive
Current Population	9,183	73,555	217,277	155,910
Total Daytime Population	11,305	85,069	223,313	158,464
Workplace Population	3,660	30,135	83,081	62,879
Average Household Income	\$145,665	\$127,721	\$114,714	\$109,767
Median Household Income	\$105,290	\$97,383	\$88,797	\$83,446
Total Households	3,160	25,625	75,437	56,272
Median Home Value	\$494,025	\$457,484	\$436,191	\$427,444
College (4+)	52.6%	48.2%	44.7%	44.2%
Total Consumer Spending/Capita (Weekly)	\$452	\$444	\$440	\$444
% of Households with Children	41.3%	36.3%	35.3%	35.2%

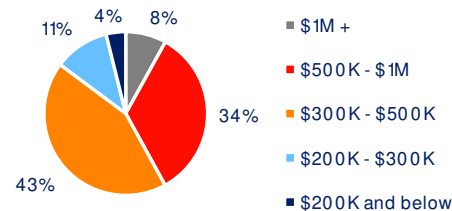
2029 Demographic Projections

Projected Population	10,075	80,707	233,827	169,283
Projected Annual Growth Rate	1.9%	1.9%	1.5%	1.7%
Projected Total Growth Rate (5-Yr)	9.7%	9.7%	7.6%	8.6%

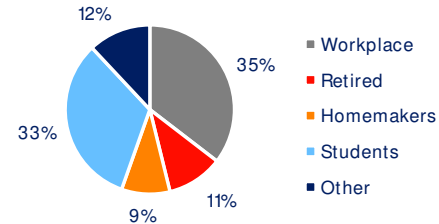
3-Mile Radius Section Detail



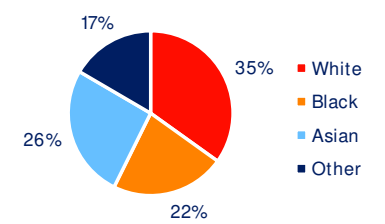
Household Income



Home Value



Daytime Population



Hispanic Origin: 17.6%
Race