

# Roosevelt Mall

Philadelphia, PA

## Demographic Summary Report

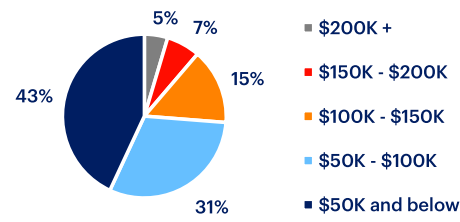
2020 Census, 2024 Estimates & 2029 Projections  
Source: Synergos Technologies, Inc

Current Year Demographics	1-Mile Radius	3-Mile Radius	5-Mile Radius	10-Min Drive
Current Population	54,595	328,082	644,621	585,249
Total Daytime Population	38,448	226,809	512,641	454,984
Workplace Population	7,081	49,957	137,926	117,925
Average Household Income	\$75,128	\$77,867	\$82,528	\$82,446
Median Household Income	\$57,334	\$58,406	\$59,260	\$59,454
Total Households	18,168	119,264	238,649	215,203
Median Home Value	\$262,425	\$234,379	\$238,278	\$238,319
College (4+)	19.0%	21.8%	23.7%	23.9%
Total Consumer Spending/Capita (Weekly)	\$458	\$462	\$467	\$460
% of Households with Children	35.3%	31.2%	28.9%	29.5%

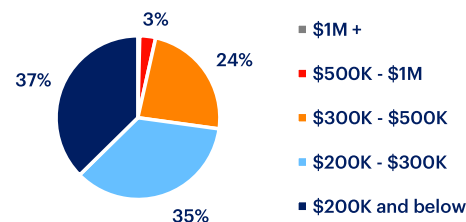
### 2029 Demographic Projections

Projected Population	54,100	325,845	642,904	584,102
Projected Annual Growth Rate	-0.2%	-0.1%	-0.1%	0.0%
Projected Total Growth Rate (5-Yr)	-0.9%	-0.7%	-0.3%	-0.2%

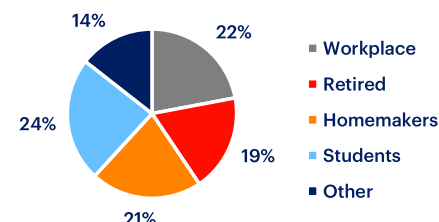
### 3-Mile Radius Section Detail



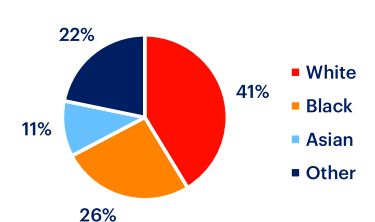
Household Income



Home Value



Daytime Population



Race