

# Roseville Center

Roseville, MN

## Demographic Summary Report

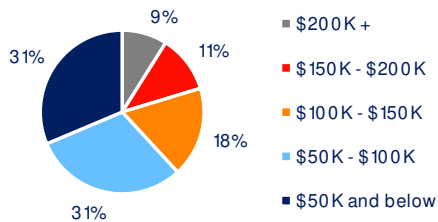
2020 Census, 2024 Estimates & 2029 Projections  
Source: Synergos Technologies, Inc

Current Year Demographics	1-Mile Radius	3-Mile Radius	5-Mile Radius	10-Min Drive
Current Population	13,069	119,946	378,702	254,744
Total Daytime Population	11,106	165,298	676,014	387,708
Workplace Population	3,673	72,806	316,219	183,363
Average Household Income	\$119,663	\$103,166	\$107,468	\$109,622
Median Household Income	\$97,926	\$77,073	\$77,658	\$78,926
Total Households	5,562	48,072	153,759	102,891
Median Home Value	\$371,124	\$328,957	\$352,686	\$354,766
College (4+)	57.1%	47.1%	50.8%	51.0%
Total Consumer Spending/Capita (Weekly)	\$516	\$489	\$488	\$503
% of Households with Children	27.6%	25.4%	21.5%	23.3%

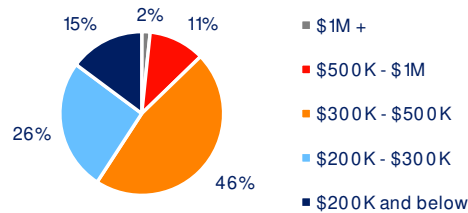
### 2029 Demographic Projections

Projected Population	13,747	127,789	405,549	273,722
Projected Annual Growth Rate	1.0%	1.3%	1.4%	1.4%
Projected Total Growth Rate (5-Yr)	5.2%	6.5%	7.1%	7.4%

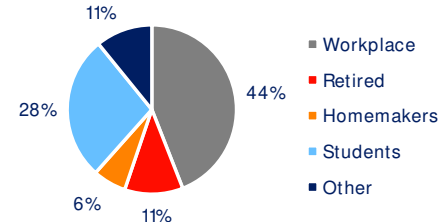
### 3-Mile Radius Section Detail



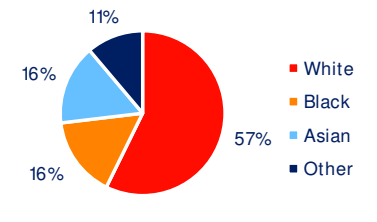
Household Income



Home Value



Daytime Population



Hispanic Origin: 6.9%  
Race