

# Ross Plaza

Tampa, FL

## Demographic Summary Report

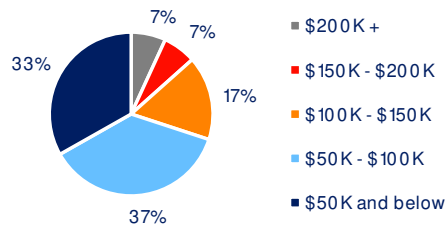
2020 Census, 2024 Estimates & 2029 Projections  
Source: Synergos Technologies, Inc

Current Year Demographics	1-Mile Radius	3-Mile Radius	5-Mile Radius	10-Min Drive
Current Population	13,861	80,443	160,233	139,510
Total Daytime Population	10,306	101,618	235,799	216,366
Workplace Population	3,446	56,477	138,743	128,939
Average Household Income	\$92,086	\$93,002	\$100,079	\$91,634
Median Household Income	\$64,435	\$69,382	\$72,824	\$67,509
Total Households	5,356	31,859	63,883	55,655
Median Home Value	\$403,573	\$388,348	\$412,672	\$393,960
College (4+)	28.8%	31.7%	35.2%	31.2%
Total Consumer Spending/Capita (Weekly)	\$423	\$428	\$433	\$425
% of Households with Children	25.6%	26.9%	26.3%	25.5%

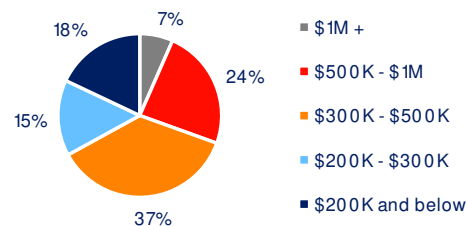
### 2029 Demographic Projections

Projected Population	13,457	79,119	158,348	137,397
Projected Annual Growth Rate	-0.6%	-0.3%	-0.2%	-0.3%
Projected Total Growth Rate (5-Yr)	-2.9%	-1.6%	-1.2%	-1.5%

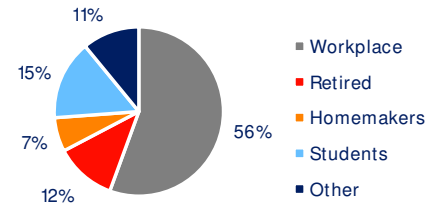
### 3-Mile Radius Section Detail



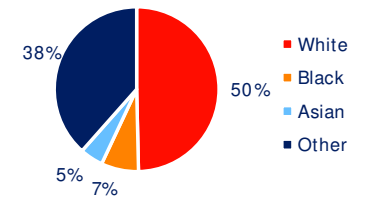
Household Income



Home Value



Daytime Population



Hispanic Origin: 53.3%

Race