

Silver Pointe Shopping Center

Fenton, MI

Demographic Summary Report

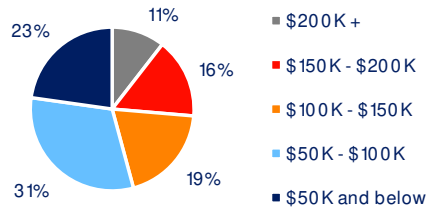
2020 Census, 2024 Estimates & 2029 Projections
Source: Synergos Technologies, Inc

Current Year Demographics	1-Mile Radius	3-Mile Radius	5-Mile Radius	10-Min Drive
Current Population	3,628	29,811	47,117	37,492
Total Daytime Population	7,946	23,012	38,667	28,927
Workplace Population	2,651	6,111	8,425	7,099
Average Household Income	\$86,367	\$122,931	\$124,069	\$124,251
Median Household Income	\$64,381	\$92,353	\$96,152	\$93,336
Total Households	1,662	12,194	18,745	15,065
Median Home Value	\$328,801	\$324,838	\$339,625	\$335,155
College (4+)	39.2%	38.5%	36.3%	37.0%
Total Consumer Spending/Capita (Weekly)	\$423	\$445	\$447	\$439
% of Households with Children	16.8%	26.0%	26.9%	26.8%

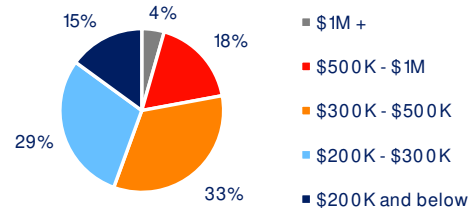
2029 Demographic Projections

Projected Population	3,687	30,610	48,651	38,611
Projected Annual Growth Rate	0.3%	0.5%	0.6%	0.6%
Projected Total Growth Rate (5-Yr)	1.6%	2.7%	3.3%	3.0%

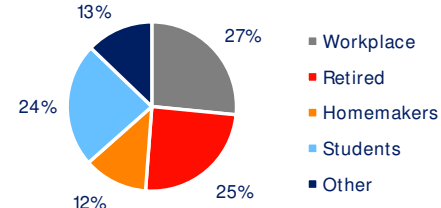
3-Mile Radius Section Detail



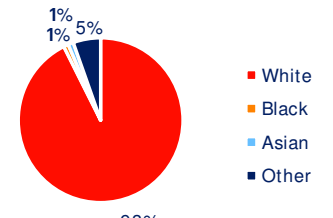
Household Income



Home Value



Daytime Population



Race

BRIXMOR