

South Towne Centre

Dayton, OH

Demographic Summary Report

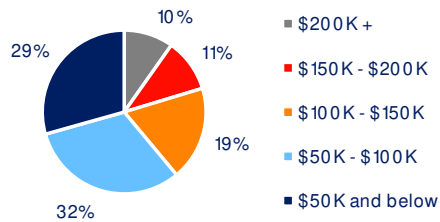
2020 Census, 2024 Estimates & 2029 Projections
Source: Synergos Technologies, Inc

Current Year Demographics	1-Mile Radius	3-Mile Radius	5-Mile Radius	10-Min Drive
Current Population	7,531	66,782	160,652	159,109
Total Daytime Population	11,416	70,529	154,208	162,831
Workplace Population	7,448	30,534	62,553	66,507
Average Household Income	\$98,596	\$104,176	\$110,837	\$105,717
Median Household Income	\$81,941	\$78,854	\$82,773	\$80,271
Total Households	3,785	30,082	68,866	68,964
Median Home Value	\$269,634	\$278,245	\$291,133	\$281,077
College (4+)	51.4%	43.5%	43.8%	41.9%
Total Consumer Spending/Capita (Weekly)	\$433	\$436	\$440	\$432
% of Households with Children	21.6%	24.4%	26.1%	26.0%

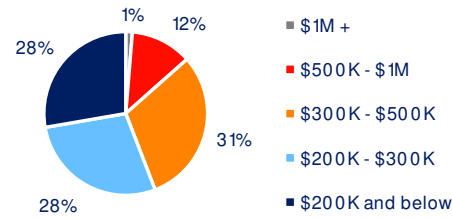
2029 Demographic Projections

Projected Population	7,626	66,633	160,686	160,130
Projected Annual Growth Rate	0.3%	0.0%	0.0%	0.1%
Projected Total Growth Rate (5-Yr)	1.3%	-0.2%	0.0%	0.6%

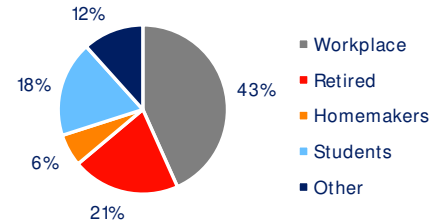
3-Mile Radius Section Detail



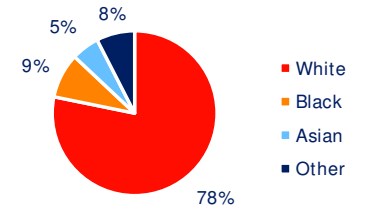
Household Income



Home Value



Daytime Population



Hispanic Origin: 4.5%
Race