

Southfield Plaza - Bridgeview

Bridgeview, IL

Demographic Summary Report

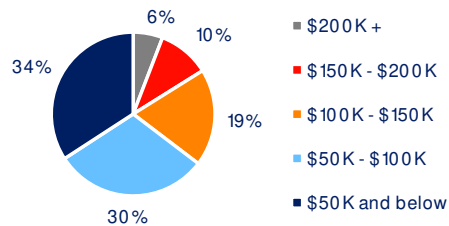
2020 Census, 2024 Estimates & 2029 Projections
Source: Synergos Technologies, Inc

Current Year Demographics	1-Mile Radius	3-Mile Radius	5-Mile Radius	10-Min Drive
Current Population	16,456	138,993	330,160	290,633
Total Daytime Population	14,209	142,126	358,702	322,104
Workplace Population	5,013	38,847	121,766	115,022
Average Household Income	\$90,934	\$92,224	\$97,885	\$98,902
Median Household Income	\$65,187	\$73,022	\$78,913	\$78,713
Total Households	5,437	49,965	117,784	107,802
Median Home Value	\$288,063	\$299,517	\$307,529	\$310,510
College (4+)	17.7%	21.0%	24.0%	25.4%
Total Consumer Spending/Capita (Weekly)	\$465	\$474	\$478	\$470
% of Households with Children	30.0%	28.8%	29.4%	28.2%

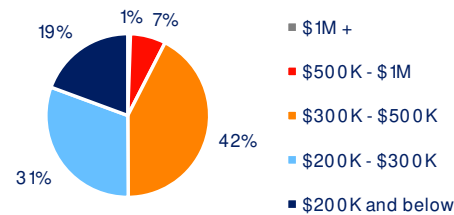
2029 Demographic Projections

Projected Population	16,130	136,849	324,413	285,535
Projected Annual Growth Rate	-0.4%	-0.3%	-0.4%	-0.4%
Projected Total Growth Rate (5-Yr)	-2.0%	-1.5%	-1.7%	-1.8%

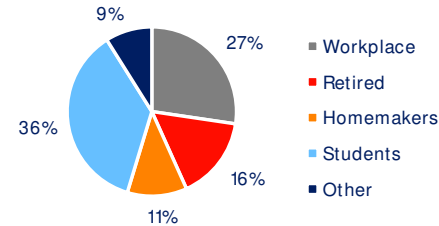
3-Mile Radius Section Detail



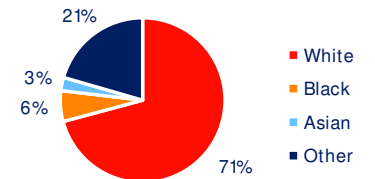
Household Income



Home Value



Daytime Population



Hispanic Origin: 24.5%
Race

BRIXMOR