

Southfield Plaza - Southfield

Southfield, MI

Demographic Summary Report

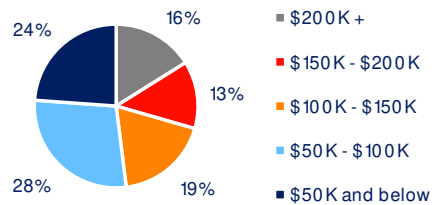
2020 Census, 2024 Estimates & 2029 Projections
Source: Synergos Technologies, Inc

Current Year Demographics	1-Mile Radius	3-Mile Radius	5-Mile Radius	10-Min Drive
Current Population	13,045	109,587	276,409	186,304
Total Daytime Population	15,474	151,957	377,826	256,438
Workplace Population	7,678	77,220	195,688	133,810
Average Household Income	\$105,132	\$136,977	\$128,360	\$128,591
Median Household Income	\$84,316	\$95,927	\$88,634	\$89,531
Total Households	5,574	47,228	122,808	83,353
Median Home Value	\$291,872	\$365,010	\$348,627	\$355,053
College (4+)	49.5%	56.4%	53.9%	54.6%
Total Consumer Spending/Capita (Weekly)	\$443	\$459	\$454	\$456
% of Households with Children	23.1%	23.6%	22.4%	22.1%

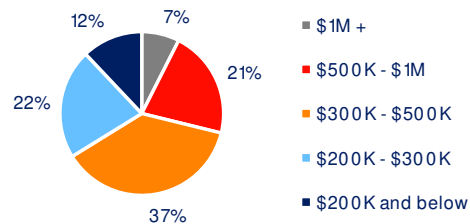
2029 Demographic Projections

Projected Population	13,337	111,941	282,915	190,454
Projected Annual Growth Rate	0.4%	0.4%	0.5%	0.4%
Projected Total Growth Rate (5-Yr)	2.2%	2.1%	2.4%	2.2%

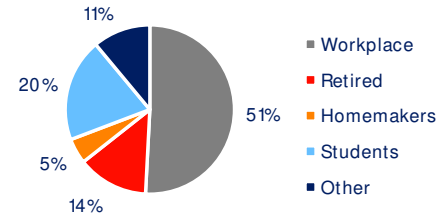
3-Mile Radius Section Detail



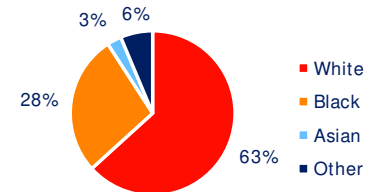
Household Income



Home Value



Daytime Population



Hispanic Origin: 2.8%
Race

BRIXMOR