

Southland Shopping Center

Middleburg Heights, OH

Demographic Summary Report

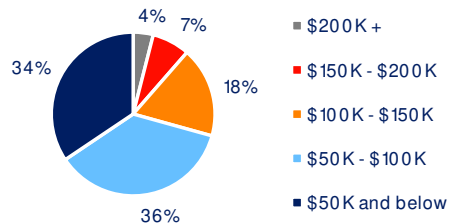
2020 Census, 2024 Estimates & 2029 Projections
Source: Synergos Technologies, Inc

Current Year Demographics	1-Mile Radius	3-Mile Radius	5-Mile Radius	10-Min Drive
Current Population	9,444	84,684	222,621	157,312
Total Daytime Population	9,607	82,171	203,643	152,151
Workplace Population	3,956	31,211	75,414	59,124
Average Household Income	\$81,751	\$83,988	\$83,667	\$83,270
Median Household Income	\$72,565	\$68,213	\$67,461	\$67,363
Total Households	3,981	37,312	97,191	68,625
Median Home Value	\$218,816	\$216,040	\$202,186	\$201,472
College (4+)	24.5%	25.8%	27.0%	26.5%
Total Consumer Spending/Capita (Weekly)	\$457	\$455	\$453	\$456
% of Households with Children	18.7%	20.0%	21.2%	21.0%

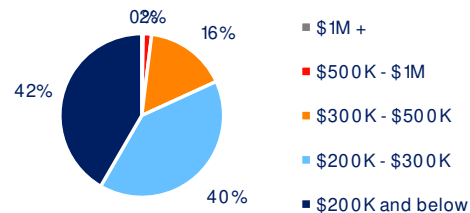
2029 Demographic Projections

Projected Population	9,222	82,494	217,027	153,145
Projected Annual Growth Rate	-0.5%	-0.5%	-0.5%	-0.5%
Projected Total Growth Rate (5-Yr)	-2.3%	-2.6%	-2.5%	-2.6%

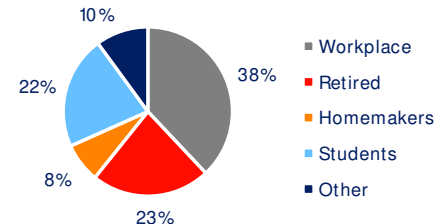
3-Mile Radius Section Detail



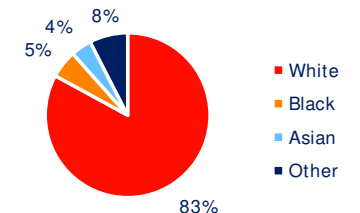
Household Income



Home Value



Daytime Population



Hispanic Origin: 6.6%
Race

BRIXMOR