

# Southport Centre I - VI

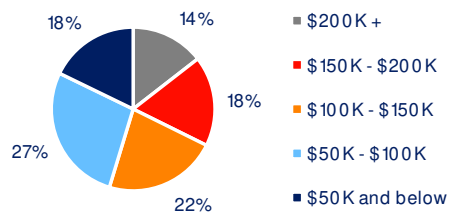
Apple Valley, MN

## Demographic Summary Report

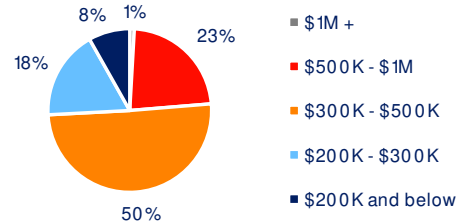
2020 Census, 2024 Estimates & 2029 Projections  
Source: Synergos Technologies, Inc

Current Year Demographics	1-Mile Radius	3-Mile Radius	5-Mile Radius	10-Min Drive
Current Population	16,535	98,075	210,276	147,028
Total Daytime Population	17,759	74,358	173,078	116,348
Workplace Population	8,034	20,713	59,712	38,347
Average Household Income	\$10,174	\$133,437	\$131,295	\$130,013
Median Household Income	\$82,306	\$109,686	\$108,211	\$107,693
Total Households	6,582	35,586	77,828	54,419
Median Home Value	\$338,740	\$387,681	\$390,853	\$385,427
College (4+)	37.8%	46.4%	45.4%	45.9%
Total Consumer Spending/Capita (Weekly)	\$497	\$521	\$521	\$510
% of Households with Children	27.9%	34.5%	33.2%	33.0%
<b>2029 Demographic Projections</b>				
Projected Population	16,246	99,671	214,812	149,315
Projected Annual Growth Rate	-0.4%	0.3%	0.4%	0.3%
Projected Total Growth Rate (5-Yr)	-1.7%	1.6%	2.2%	1.6%

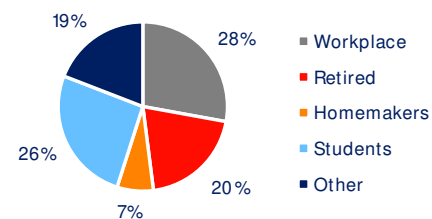
### 3-Mile Radius Section Detail



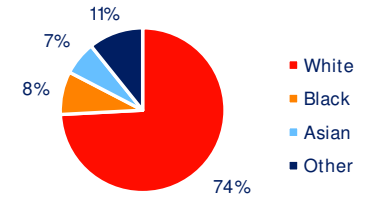
Household Income



Home Value



Daytime Population



Hispanic Origin: 6.7%  
Race

**BRIXMOR®**