

Speedway Super Center

Speedway, IN

Demographic Summary Report

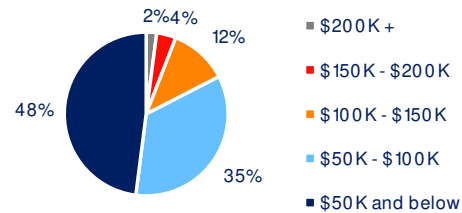
2020 Census, 2024 Estimates & 2029 Projections
Source: Synergos Technologies, Inc

Current Year Demographics	1-Mile Radius	3-Mile Radius	5-Mile Radius	10-Min Drive
Current Population	15,160	114,333	225,080	182,456
Total Daytime Population	10,183	94,090	237,335	183,056
Workplace Population	3,086	32,355	96,247	72,548
Average Household Income	\$70,371	\$65,444	\$72,657	\$73,854
Median Household Income	\$54,725	\$51,935	\$55,738	\$55,897
Total Households	6,612	45,923	89,294	72,552
Median Home Value	\$227,091	\$178,177	\$193,825	\$194,358
College (4+)	29.2%	23.0%	25.6%	25.8%
Total Consumer Spending/Capita (Weekly)	\$388	\$384	\$389	\$384
% of Households with Children	28.8%	29.3%	28.3%	29.3%

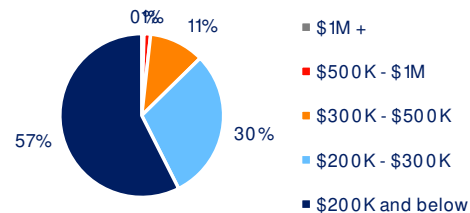
2029 Demographic Projections

Projected Population	15,004	115,318	228,722	184,384
Projected Annual Growth Rate	-0.2%	0.2%	0.3%	0.2%
Projected Total Growth Rate (5-Yr)	-1.0%	0.9%	1.6%	1.1%

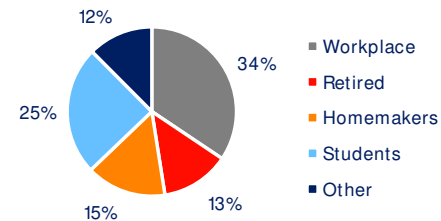
3-Mile Radius Section Detail



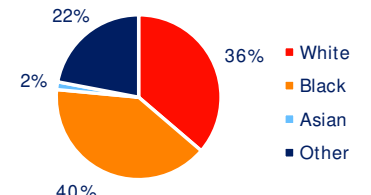
Household Income



Home Value



Daytime Population



Race

BRIXMOR