

Spencer Square

Pasadena, TX

Demographic Summary Report

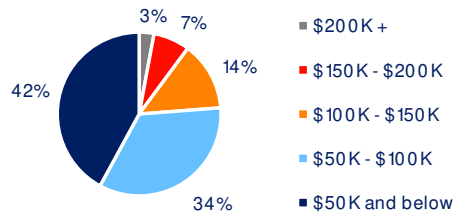
2020 Census, 2024 Estimates & 2029 Projections
Source: Synergos Technologies, Inc

Current Year Demographics	1-Mile Radius	3-Mile Radius	5-Mile Radius	10-Min Drive
Current Population	15,601	140,715	281,240	195,059
Total Daytime Population	20,726	135,120	326,004	203,023
Workplace Population	7,807	46,360	110,303	68,058
Average Household Income	\$64,540	\$75,023	\$80,106	\$76,943
Median Household Income	\$52,461	\$60,321	\$63,669	\$61,523
Total Households	5,835	45,766	93,551	63,382
Median Home Value	\$201,861	\$193,930	\$204,966	\$194,560
College (4+)	16.2%	11.5%	14.3%	12.3%
Total Consumer Spending/Capita (Weekly)	\$401	\$408	\$411	\$407
% of Households with Children	29.5%	35.8%	35.0%	35.8%

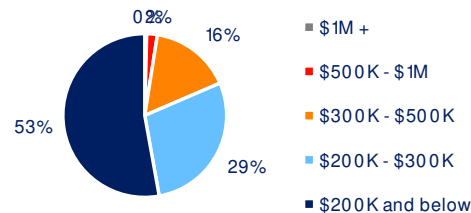
2029 Demographic Projections

Projected Population	15,248	137,669	276,956	191,019
Projected Annual Growth Rate	-0.5%	-0.4%	-0.3%	-0.4%
Projected Total Growth Rate (5-Yr)	-2.3%	-2.2%	-1.5%	-2.1%

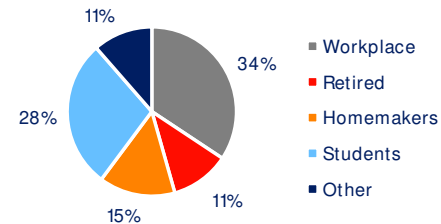
3-Mile Radius Section Detail



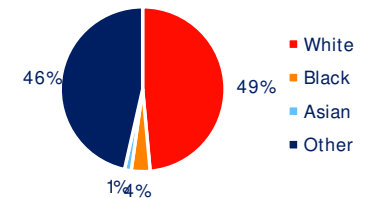
Household Income



Home Value



Daytime Population



Race