

Springfield Place

Springfield, NJ

Demographic Summary Report

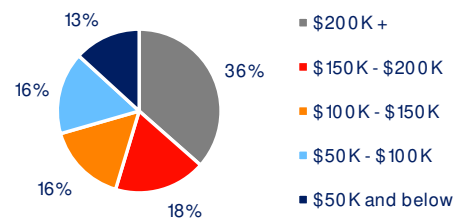
2020 Census, 2024 Estimates & 2029 Projections
Source: Synergos Technologies, Inc

Current Year Demographics	1-Mile Radius	3-Mile Radius	5-Mile Radius	10-Min Drive
Current Population	13,070	89,822	318,969	332,241
Total Daytime Population	12,590	108,982	347,261	347,921
Workplace Population	5,914	52,491	130,638	126,749
Average Household Income	\$248,171	\$258,680	\$212,000	\$177,038
Median Household Income	\$157,323	\$165,128	\$142,707	\$112,425
Total Households	4,777	31,489	112,813	117,046
Median Home Value	\$856,166	\$848,313	\$758,190	\$669,006
College (4+)	70.5%	67.0%	59.4%	49.4%
Total Consumer Spending/Capita (Weekly)	\$570	\$570	\$556	\$564
% of Households with Children	41.2%	37.9%	35.6%	34.6%

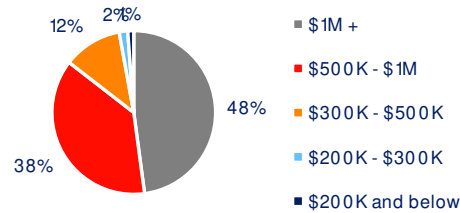
2029 Demographic Projections

Projected Population	13,100	90,551	323,556	335,704
Projected Annual Growth Rate	0.0%	0.2%	0.3%	0.2%
Projected Total Growth Rate (5-Yr)	0.2%	0.8%	1.4%	1.0%

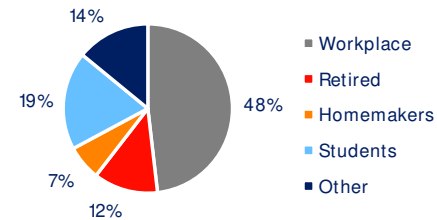
3-Mile Radius Section Detail



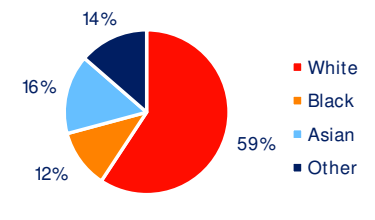
Household Income



Home Value



Daytime Population



Hispanic Origin: 11.6%
Race