

Stevens Park Village

Dallas, TX

Demographic Summary Report

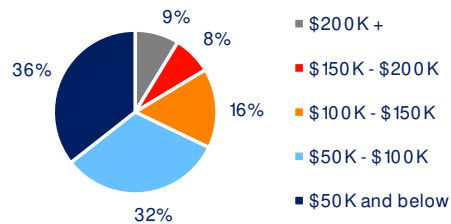
2020 Census, 2024 Estimates & 2029 Projections
Source: Synergos Technologies, Inc

Current Year Demographics	1-Mile Radius	3-Mile Radius	5-Mile Radius	10-Min Drive
Current Population	13,412	119,750	326,661	304,972
Total Daytime Population	16,750	148,289	665,489	584,187
Workplace Population	7,450	65,741	427,652	372,986
Average Household Income	\$116,479	\$94,590	\$107,371	\$112,326
Median Household Income	\$68,793	\$67,817	\$76,036	\$79,550
Total Households	5,665	40,821	135,844	129,560
Median Home Value	\$430,445	\$257,608	\$264,595	\$279,793
College (4+)	33.9%	22.2%	35.4%	36.4%
Total Consumer Spending/Capita (Weekly)	\$437	\$426	\$427	\$433
% of Households with Children	22.6%	27.0%	19.4%	18.4%

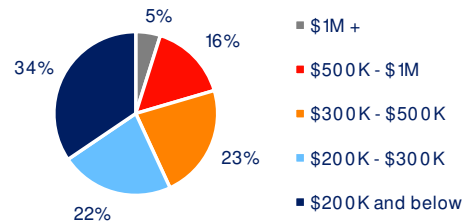
2029 Demographic Projections

Projected Population	14,367	130,725	357,983	335,068
Projected Annual Growth Rate	1.4%	1.8%	1.8%	1.9%
Projected Total Growth Rate (5-Yr)	7.1%	9.2%	9.6%	9.9%

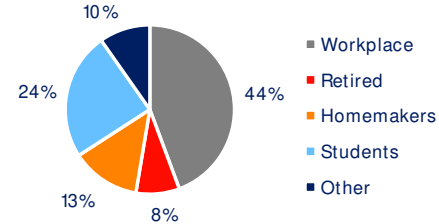
3-Mile Radius Section Detail



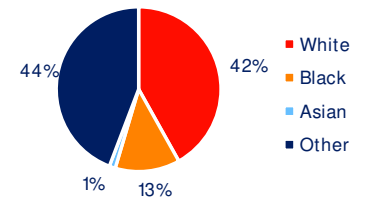
Household Income



Home Value



Daytime Population



Race
Hispanic Origin: 68.8%

BRIXMOR