

# Stockbridge Village

Stockbridge, GA

## Demographic Summary Report

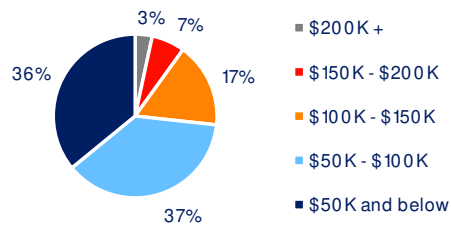
2020 Census, 2024 Estimates & 2029 Projections  
Source: Synergos Technologies, Inc

Current Year Demographics	1-Mile Radius	3-Mile Radius	5-Mile Radius	10-Min Drive
Current Population	12,222	62,141	138,481	132,205
Total Daytime Population	7,140	46,295	129,840	127,304
Workplace Population	2,144	12,513	40,963	42,479
Average Household Income	\$67,600	\$80,691	\$82,501	\$79,532
Median Household Income	\$55,226	\$64,979	\$65,777	\$64,303
Total Households	4,896	22,402	49,990	47,248
Median Home Value	\$252,200	\$248,457	\$257,685	\$249,204
College (4+)	19.8%	25.4%	24.1%	23.8%
Total Consumer Spending/Capita (Weekly)	\$409	\$422	\$425	\$417
% of Households with Children	31.3%	27.0%	27.6%	28.9%

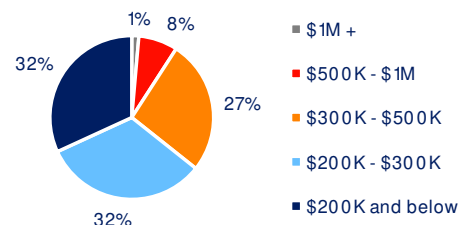
### 2029 Demographic Projections

Projected Population	13,126	64,630	143,633	137,257
Projected Annual Growth Rate	1.4%	0.8%	0.7%	0.8%
Projected Total Growth Rate (5-Yr)	7.4%	4.0%	3.7%	3.8%

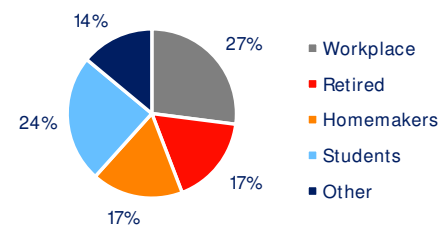
### 3-Mile Radius Section Detail



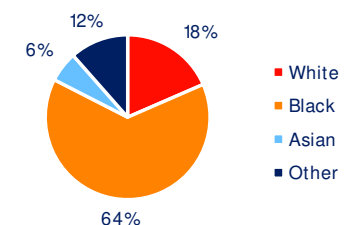
Household Income



Home Value



Daytime Population



Race  
Hispanic Origin: 12.6%

**BRIXMOR**