

Stone Mountain Festival

Stone Mountain, GA

Demographic Summary Report

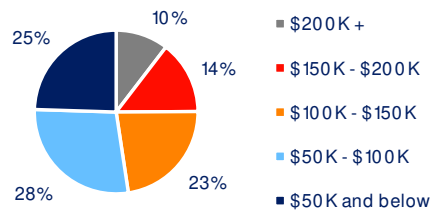
2020 Census, 2024 Estimates & 2029 Projections
Source: Synergos Technologies, Inc

Current Year Demographics	1-Mile Radius	3-Mile Radius	5-Mile Radius	10-Min Drive
Current Population	4,514	43,190	173,330	103,698
Total Daytime Population	4,631	35,469	137,924	87,581
Workplace Population	2,109	8,548	30,770	22,506
Average Household Income	\$118,814	\$115,405	\$102,091	\$98,244
Median Household Income	\$93,283	\$94,835	\$81,858	\$76,057
Total Households	1,660	15,190	59,716	36,864
Median Home Value	\$396,136	\$401,538	\$363,746	\$373,608
College (4+)	51.2%	45.2%	38.2%	37.9%
Total Consumer Spending/Capita (Weekly)	\$450	\$449	\$438	\$455
% of Households with Children	24.4%	27.3%	29.7%	29.9%

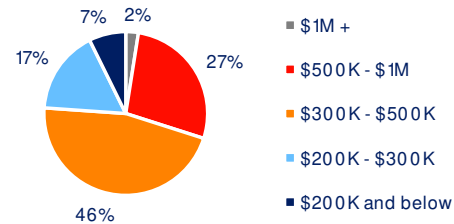
2029 Demographic Projections

Projected Population	4,543	44,203	178,326	106,690
Projected Annual Growth Rate	0.1%	0.5%	0.6%	0.6%
Projected Total Growth Rate (5-Yr)	0.6%	2.3%	2.9%	2.9%

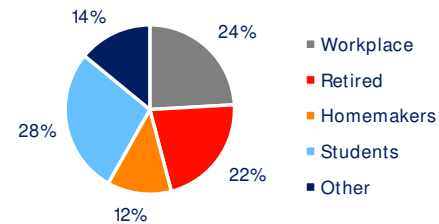
3-Mile Radius Section Detail



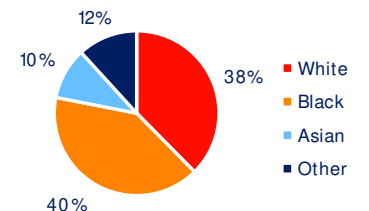
Household Income



Home Value



Daytime Population



Hispanic Origin: 8.9%
Race

BRIXMOR