

Bedford Grove

Bedford, NH

Demographic Summary Report

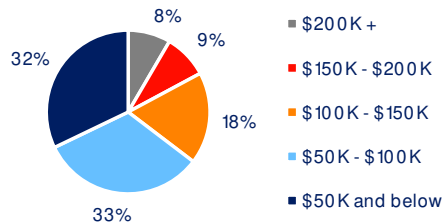
2020 Census, 2024 Estimates & 2029 Projections
Source: Synergos Technologies, Inc

Current Year Demographics	1-Mile Radius	3-Mile Radius	5-Mile Radius	10-Min Drive
Current Population	7,790	90,521	148,399	141,749
Total Daytime Population	14,384	129,308	191,777	189,365
Workplace Population	8,847	69,183	89,937	89,325
Average Household Income	\$10,1873	\$97,451	\$110,132	\$106,168
Median Household Income	\$83,513	\$74,144	\$84,344	\$81,854
Total Households	3,109	37,322	60,341	58,423
Median Home Value	\$413,516	\$404,025	\$432,670	\$421,309
College (4+)	31.9%	30.3%	35.8%	34.7%
Total Consumer Spending/Capita (Weekly)	\$477	\$467	\$478	\$461
% of Households with Children	26.8%	24.6%	24.3%	23.8%

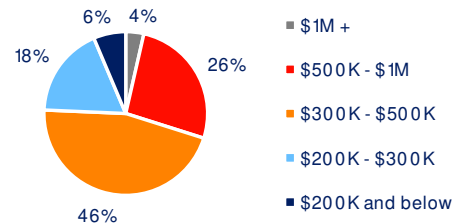
2029 Demographic Projections

Projected Population	7,959	91,195	149,806	143,058
Projected Annual Growth Rate	0.4%	0.1%	0.2%	0.2%
Projected Total Growth Rate (5-Yr)	2.2%	0.7%	0.9%	0.9%

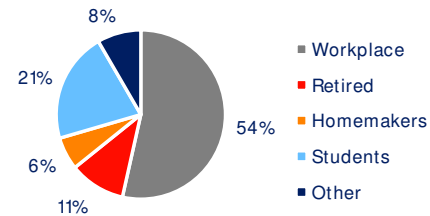
3-Mile Radius Section Detail



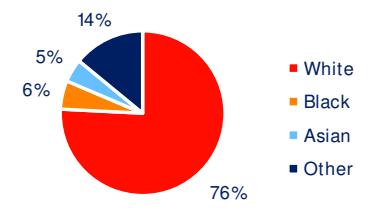
Household Income



Home Value



Daytime Population



Hispanic Origin: 13.7%
Race