

# Stony Brook I & II

Louisville, KY

## Demographic Summary Report

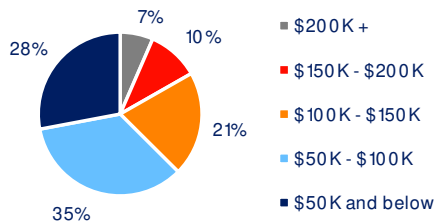
2020 Census, 2024 Estimates & 2029 Projections  
Source: Synergos Technologies, Inc

Current Year Demographics	1-Mile Radius	3-Mile Radius	5-Mile Radius	10-Min Drive
Current Population	10,604	91,534	225,928	223,721
Total Daytime Population	10,907	95,622	230,691	240,102
Workplace Population	5,360	48,118	102,213	109,677
Average Household Income	\$87,865	\$99,265	\$103,012	\$107,340
Median Household Income	\$75,079	\$79,148	\$79,827	\$81,512
Total Households	4,824	40,086	97,677	97,284
Median Home Value	\$292,334	\$307,428	\$318,170	\$335,758
College (4+)	43.9%	43.3%	44.9%	47.5%
Total Consumer Spending/Capita (Weekly)	\$426	\$433	\$434	\$434
% of Households with Children	25.4%	22.6%	23.9%	23.9%

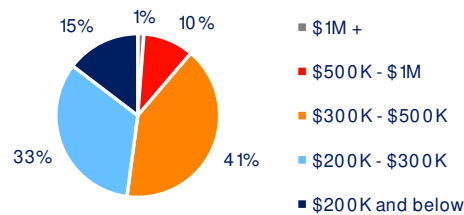
### 2029 Demographic Projections

Projected Population	10,717	94,159	233,022	230,700
Projected Annual Growth Rate	0.2%	0.6%	0.6%	0.6%
Projected Total Growth Rate (5-Yr)	1.1%	2.9%	3.1%	3.1%

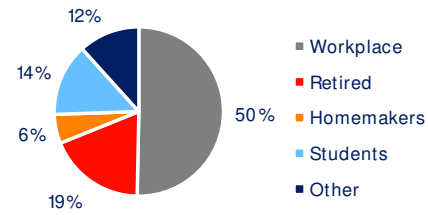
### 3-Mile Radius Section Detail



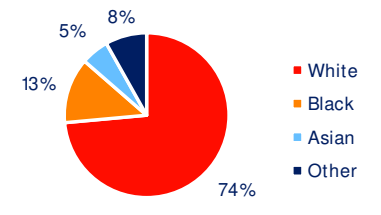
Household Income



Home Value



Daytime Population



Race